


2023-2024

Annual Report



**Pandit Deendayal Upadhyay Dental
College & Hospital, Solapur**



CHAIRMAN

Dr. Pritam Gopinath Rao Munde

A dermatologist and Indian politician representing the Bharatiya Janata party, she is a sitting Member of Parliament in Lok Sabha from Beed Maharashtra. She is the second daughter of BJP leader late Gopinath Munde. In 2014, she won the Lok Sabha seat with a margin of 696321, the highest ever in India's electoral history. She believes that education does not know any boundaries of growth and strives to further her dreams of shaping young minds through quality education. Our institute has soared to new heights under her able guidance



EXECUTIVE DIRECTOR

Dr. Dayanand G. Chole

An alumnus of Govt. Dental College and Hospital Aurangabad, for both BDS and MDS programs he completed his MDS in Conservative Dentistry and Endodontics in 1998. He worked as a Senior Lecturer at GDC Aurangabad from 1997 till 2006 when he joined Pandit Deendayal Upadhyay Dental College as Head of the Dept. of Conservative Dentistry. Within a short time he took on the responsibility of Executive Director of the institute looking after the strategic planning and overall running of the organisation. He is extremely efficient at his job, has excellent organisational skills, prioritises tasks according to their importance, and handles multiple projects without getting overwhelmed. He is a UG and PG examiner and has 26 publications to his credit.

He has worked as an **EC member** in IDA Aurangabad



PRINCIPAL

Dr. Rajendra S. Birangane

An alumnus of Govt. Dental College, Aurangabad having completed his MDS in Oral Medicine and Radiology in the year 1997. He has a vast experience of 25 years of teaching of which he has been serving as a Principal, Professor & Head of the Department of Oral Medicine and Radiology at Pandit Deendayal Upadhyay Dental College since the past 12 years and continues to do so with zeal and enthusiasm. He is the executive committee Member of Maharashtra State Dental Council and has been a Life Time Member of Indian Academy of Oral Medicine & Radiology. He has 3 International publication and 20 National publication to his credit.

He was awarded the **“Best Teacher Award”** by Lions Club of Solapur in 2012-13.



About the Institution

Smt Mallawabai Valyal Charitable Trust was founded in 1991, by Late Shri. Lingrajji Valyal, Ex-MP Solapur. In 2001 the Dental College was started and named after the renowned founder of RSS Shri. Pandit Deendayal Upadhyay. This was the first dental college in Solapur and nearby districts. Later the trust was taken over by Veteran BJP Leader from Maharashtra, late. Shri Gopinath Munde in 2004-05 and presently his daughter Dr. Pritam Munde, Member of Parliament is leading the institution.

To begin with college started with 40 BDS intake and then in 2013-14 the intake was increased to 100 BDS seats. Post-Graduation (MDS) courses began in the subject of Orthodontics in 2013, in Prosthodontics in 2014 followed by MDS in Conservative Dentistry, Periodontology, and Oral Medicine in 2015. Both BDS and MDS courses are recognized/ approved Dental Council of India and affiliated to Maharashtra University of Health Sciences, Nashik.

The college is spread in a sprawling area of 6 acres with green environment. In the college premises we have the college building, hospital, auditorium, playground, separate hostel for boys and with mess and canteen facility and general and medical store as well as medical doctor on duty for students.

The vision behind starting the college to provide quality dental health services to the society have been achieved at large extend. Now presently near about 70000 patients per year are being treated in our hospital. State of art treatment modalities like dental laser, dental implant, Maxillofacial surgery, advanced root canal treatments, treatment of children's teeth, is available at very reasonable cost. Basic treatments like tooth extraction, complete denture, silver filling, scaling, are done free of cost. All Gov. Schemes under social welfare and charitable trust office are implemented and free treatment is done to low economic group and below poverty line (BPL) patients. We have free transport for the patients from city bus stand twice in a day. Also, regular dental check-up and treatment extension activates are organized for which a separate well equipped mobile dental van facility is available.

Well qualified teaching faculty is available along with state of the art preclinical and clinical equipment. All the dental surgical material are provided free of cost to the students. University student's beneficiary schemes like "Earn and Learn", Savitribai Phule Shikshan Yojana" is available for the needy poor students. Every year university results are 80-100%. Many of our students have proceeded for higher education in India and abroad and many others are self-employed which bears testimony to the fact that PDUDC is a promising institute creating dental surgeons empowered to excel in the field of dental sciences.



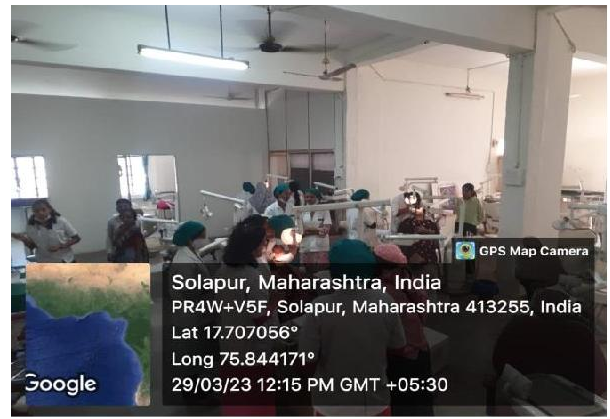
Oral Medicine And Radiology



Department of Oral Medicine and Radiology is unique as it is the bridge between medical science and dental sciences. Oral cavity is a mirror of the rest of the body and thus this department holds a special clinical area that focuses on diagnosis of oral lesion, orofacial disorders, orofacial complexes and various behavioral disorders related to oral health. Oral medicine involves patient care, teaching and research involving diagnosis and medical management and thus in turn helps in the improvement of a patient quality of life.

Oral and maxillofacial radiology deals with acquisition and interpretation of radiographic imaging which is a guide for diagnosis of conditions affecting the orofacial region. On a whole the department aims for expert oral medical care which is affordable and quality based. "To promote optimal oral health to the society".

Oral And Maxillofacial Surgery



Oral and maxillofacial surgery is the specialty of dentistry that includes inpatient and outpatient care, sedation and outpatient anesthesia, the management of diseases of the teeth and their supporting soft and hard tissues (dentoalveolar surgery), surgical reconstruction of the jaws, placement of dental implants to replace one or more missing teeth, treatment of traumatic injuries to the face, jaws, mouth and teeth, diagnosis and treatment of temporomandibular joint (TMJ) disorders, oral cancer and other diseases in the maxillofacial region, reconstructive and corrective jaw surgery (orthognathic and craniofacial surgery) to improve the function and appearance of patients with such conditions as cleft lip and palate and other congenital skeletal defects, micro-neurosurgical repair of facial and trigeminal nerve disorders, and facial aesthetic surgery procedures to enhance facial appearance and function.

The Department of Oral and Maxillofacial Surgery is responsible for the didactic and clinical instruction in Oral and Maxillofacial Surgery and Local Anesthesia and Pain Control for the undergraduate dental students.

The Department is fully committed to patient care, student education, service to the institution, the community, and the profession, continuing dental and medical education, and scientific research and publication.

PERIODONTOLOGY



Periodontology trains the future Dentists and Periodontists to diagnose, investigate and treat diseases affecting the supporting structures of teeth.

“Each tooth in oral cavity has the right to survive for a lifetime &

Periodontists strive to preserve each one to improve overall quality of life”.

The Department of Periodontology has spacious undergraduate and postgraduate sections, thereby gaining an edge to treat a large number of patients at one go. The department has all the latest facilities as well as surgical equipments such as Ultrasonic scalers, Electrocautery, Light cure units, Iontophoresis unit, Bone grafting materials and GTR, Laser, Piezosurgical unit, Microsurgical loupes and microsurgery instruments, Implant unit and kits, RVG etc.

These are used to carry out advanced surgical procedures like Perioesthetics, Mucogingival surgeries, Papilla preservation techniques, Regenerative periodontal procedures, dental implants, etc.

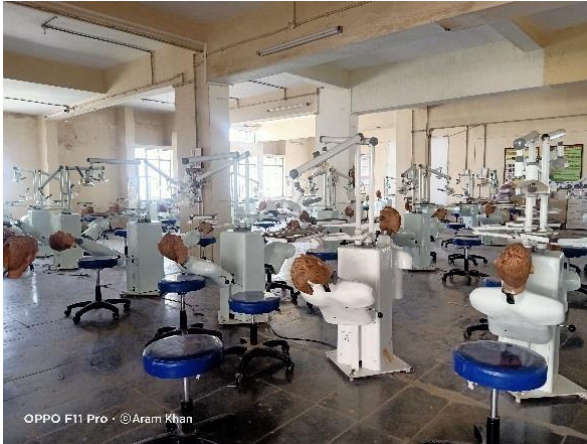
PAEDIATRIC DENTISTRY



Pedodontics is an age defined specialty that provides primary and comprehensive, Preventive and Therapeutic oral health care for infants and children through adolescence, including those with special health care needs. Its major objectives are to maintain functioning, esthetics and arch integrity of the primary dentition, the Treatment and prevention of dental caries in primary and young permanent teeth and Child dental health care education to parents.

Paediatric Dentistry is one of the most interesting, challenging and rewarding dental specialties. The clinical setup boasts of a cheerful atmosphere conducive to the rendering of dental treatment to children of all ages & complying to the standards of a dental hospital. The Department is well equipped with confident, experienced and most enthusiastic team of teaching faculty to train under graduates to develop necessary clinical skills for providing basic dental care to children with emphasis on preventive and restorative dentistry.

CONSERVATIVE DENTISTRY & ENDODONTICS



The Department of Conservative Dentistry & Endodontics deals with the diagnosis and management of decayed teeth and endeavors to deliver the best possible treatment options by providing the patient with a wide range of treatment modalities like metallic and tooth-colored restorations, endodontic treatment, endodontic surgeries, and aesthetic work like veneers, crowns, whitening of teeth, etc. The aim is to conserve the natural dentition and maintain it in a harmonious relation with the oral tissues and health in general. The department has on an average 1000 patients visiting it every month.

The students learn the art and science of diagnosis, prevention and treatment of defects of teeth resulting in restoration of proper form, function and esthetics. They also learn advanced endodontic treatment that helps to maintain and restore the health of the tooth.

Programs at the Department are planned to train and equip students with skills that will stand them in good stead as specialized dental health care professionals of tomorrow. They are trained to use latest in dental materials, advanced diagnostics and technology in patient management like surgical operating microscope, Lasers and Digital radiography. They learn to perform advanced esthetic restorative procedures under the able supervision of experienced academicians. Students are encouraged to innovate and pursue quality research as well as publish and patent their work.

PROSTHODONTICS



Prosthodontics is the branch of dentistry responsible for the restoration and replacement of missing teeth. Prosthodontics is that part of restorative dentistry that offers care to patients who have significant damage to existing teeth, missing teeth, congenital defects and problems arising from trauma, neglect, or pathology, restoring the dentition to form, function, and aesthetics.

The Prosthodontics Department is responsible for teaching undergraduate students and postgraduate students in several areas: Fixed Prosthodontics, Removable Prosthodontics, Dental Laboratory Technology, Occlusion and TMJ Dysfunction, Dental Implants, Dental Ceramics, Maxillofacial Prosthodontics. The students understand value and apply evidence-based dentistry to the solution of patient's clinical problems.

Optimal oral health and esthetics are obtained for patients through the use of dental implants, dentures, veneers, crowns and teeth whitening. Through diagnosis, treatment planning, rehabilitation and maintenance, a prosthodontics can improve the oral function, comfort, appearance and health of a patient.

ORTHODONTICS & DENTOFACIAL ORTHOPEDIC



The Department of Orthodontics and Dento-facial Orthopaedics excels in imparting quality education and delivering health care of the highest order. Equipped with state-of-the-art physical facilities, modern clinical equipment, and materials, highly experienced faculty, the department offers A to Z treatment modalities available in the field of Orthodontics.

The faculty and the PG students are involved extensively in the research, publications, and presentations at National and International forums. CDE and workshops are also conducted regularly. The department has received research grants from external agencies such as ICMR, BRNS and also from Nitte (Deemed to be University).

The social concern of the department is reflected in the services provided at 11 rural centers where PG s and the faculty are posted on an appointment basis.


The department deals with the treatment of patients with malocclusions and Dent facial deformities. This correction not only gives pleasing aesthetics, but also helps in psychological uplifting and boosting self-confidence. Department also deals with preventive and interceptive treatments helping to avoid major comprehensive treatments which may arise later.

PUBLIC HEALTH DENTISTRY



Public health dentistry is a branch of specialization in dentistry which focuses on the overall oral health of the community. It plays a major role in disease surveillance, screening, policy making, tobacco sensation counseling, planning and evaluation of national health programs, biostatistics and research. Public health dental services play a major role due to lack of awareness about oral health and hygiene especially in the rural areas. The department is well equipped to carry out all kinds of public oral health programs, and outreach activates with oral health education programs in various institutions, primary health care centers, villages, community halls, public and private schools and industries through a well-equipped dental van. Outreach activities include camps, school oral health programs, satellite center and field visits. It also has a full-fledged dental health education museum where OPD patients are educated on a routine basis.

ORAL PATHOLOGY & MICROBIOLOGY



Oral Pathology & Microbiology is a specialty of dentistry that deals with the understanding of normal histology and anatomy of oral and para oral structures. It also encompasses the identification of diseases affecting head and neck regions using histopathological, cytology & various laboratory techniques. It also imparts knowledge & skills on Forensic Odontology.

It lays the foundation to the course of Dentistry and paves the way for learning for students. Multi-faceted approach for better understanding is achieved by involving the students in a variety of classes and didactic lectures, discussion, conferences, postings and clinical exposure. The department stands tall on its achievements and at the same time gels with the other specialties for perfect learning and patient service.

SPECIALTY CLINICS

TOBACCO CESSATION CENTER



The national tobacco control program cell calls for establishment of a tobacco cessation center in every District hospital for counseling people at these clinics. Thus, the institute has a tobacco cessation counseling center which takes effective measures to promote cessation of tobacco use and provide adequate treatment for tobacco dependence.

IMPLANT CLINIC



An active implant clinic is present at PDUDC and a large number of patients benefit from it. Dental implants are a common intervention for tooth loss. Dental implants have many esthetic benefits and play an important role in the overall functioning on the mouth.

COMPREHENSIVE AND SPECIAL NEEDS CLINIC



A comprehensive and special need dental clinic is functioning in the department of prosthodontics the idea is to provide a one stop clinic in the dental college for those patients who find it difficult to spend more hours in the campus for various dental procedures. This clinic also helps our interns posted in the clinic as they get exposure of a dental clinic where they need to provide all dental needs in the same place unlike the clinics in individual departments, and they also get to treat the patients from start to finish.

LASER CLINIC



LASER clinic is another speciality clinic available for patients care. The benefits of laser surgery ranges from great patient acceptance to better healing post-surgery.



MEMORANDUM OF UNDERSTANDING AND COLLABARTION

Sr. No	Our institute	Another institute
1.	PDUDC Solapur	Punyashlok Ahilyadevi Holkar Solapur University
2.	PDUDC Solapur	Indian Institute Of Technology Bombay
3.	PDUDC Solapur	Vivekanand Cancer Hospital Latur
4.	PDUDC Solapur	Mamta Hospital Latur
5.	PDUDC Solapur	Solapur Cancer Centre

MEMORANDUM OF UNDERSTANDING AND COLLABARTION

MOU between PDU Dental college and Punyashlok Ahilyadevi Holkar Solapur University



MOU between PDU Dental College Solapur & Indian Institute of Technology Bombay




MOU between PDU Dental college and Vivekanand Cancer Hospital Latur



MOU between PDU Dental college and Solapur Cancer Centre



MOU between PDU Dental college and Mamta Hospital, Latur





ACADEMIC PROFILE



UÉ'ílrÉ qÉÔsrÉÉÇMüLÉ LuÉÇ mÉëirÉÉrÉLÉ mÉËUwÉS

विश्वविद्यालय अनुदान आयोग का स्वायत्त संस्थान

NATIONAL ASSESSMENT AND ACCREDITATION COUNCIL

An Autonomous Institution of the University Grants Commission

P.O. Box No. 1075, Nagarbhavi, Bengaluru - 560 072

mÉÉâ.AÉâ. oÉËYxÉ lÉÇ. 1075, lÉÉaÉUpÉÉuÉl, oÉâÇaÉsÉÔÃ - 560 072

Notice

Sub: Mandatory Submission of Annual Quality Assurance Report (AQAR) by Internal Quality Assurance Cell (IQAC) of HEIs

NAAC advocates that every accredited institution need to establish an Internal Quality Assurance Cell (IQAC) as a quality sustenance measure. NAAC intends IQACs to be more developmental oriented focusing on continuous improvement. NAAC has prepared Guidelines for Creation of the Internal Quality Assurance Cell (IQAC) and Submission of Annual Quality Assurance Report (AQAR) for Accredited Institutions.

So far submission of AQARs was not a mandatory requirement for institutions applying to NAAC 2nd and subsequent cycles of Assessment and Accreditation (A&A). It has now been decided by the Executive committee of NAAC that **regular submission of AQARs should be made mandatory for 2nd and subsequent cycles of accreditation.**

In view of the decision of **Executive Committee of NAAC** the following will be the pre-requisites for submission of LOI for all Higher Education Institutions (HEIs) opting for 2nd and subsequent cycles of A&A **with effect from 16th September 2016:**

- Having a functional IQAC.
- The minutes of IQAC meeting and compliance to the decisions should be uploaded on the institutional website.
- Mandatory submission of AQARs on a regular basis for institutions undergoing the second and subsequent cycles of Assessment and Accreditation by NAAC.
- Upload the AQAR's on institutional website for access to all stakeholders.

Place: Bengaluru

Date: 14th June 2016

Prof. D. P. Singh

Director



राष्ट्रीय मूल्यांकन एवं प्रत्यायन परिषद
विश्वविद्यालय अनुदान आयोग का स्वायत्त संस्थान
NATIONAL ASSESSMENT AND ACCREDITATION COUNCIL
An Autonomous Institution of the University Grants Commission

Certificate of Accreditation

*The Executive Committee of the
National Assessment and Accreditation Council
is pleased to declare
Pandit Deendayal Upadhyay Dental College, Solapur
Kegaon, Dist. Solapur,
affiliated to Maharashtra University of Health Sciences, Maharashtra as
Accredited
with CGPA of 2.27 on four point scale
at B grade
valid up to October 26, 2028*

Date : October 27, 2023



[Signature]
Director



राष्ट्रीय मूल्यांकन एवं प्रत्यायन परिषद
विश्वविद्यालय अनुदान आयोग का स्वायत्त संस्थान
NATIONAL ASSESSMENT AND ACCREDITATION COUNCIL
An Autonomous Institution of the University Grants Commission

Quality Profile

Name of the Institution : Pandit Deendayal Upadhyay Dental College, Solapur

Place : Kegaon, Dist. Solapur, Maharashtra

Criteria	Weightage (W_i)	Criterion-wise Weighted Grade Point (Cr WGP)	Criterion-wise Grade Point Averages (Cr WGP/ W_i)
Part - A			
I. Curricular Aspects	080	205	2.56
II. Teaching-Learning and Evaluation	280	757	2.70
III. Research, Innovations and Extension	120	201	1.68
IV. Infrastructure and Learning Resources	100	184	1.84
V. Student Support and Progression	120	377	3.14
VI. Governance, Leadership & Management	100	216	2.16
VII. Institutional Values and Best Practices	100	156	1.56
VIII. Part B - Dental	100	175	1.75
Total	$\sum_{i=1}^8 W_i = 1000$	$\sum_{i=1}^8 (CrWGP) = 2271$	

$$\text{Institutional CGPA} = \frac{\sum_{i=1}^8 (CrWGP)}{\sum_{i=1}^8 W_i} = \frac{2271}{1000} = \boxed{2.27}$$

Grade = **B**

Date : October 27, 2023



[Signature]
Director

- This certification is valid for a period of Five years with effect from October 27, 2023
- An institutional CGPA on four point scale in the range of 3.51 - 4.00 denotes A⁺⁺ grade, 3.26-3.50 denotes A⁺ grade, 3.01-3.25 denotes A grade, 2.76-3.00 denotes B⁺⁺ grade, 2.51-2.75 denotes B⁺ grade, 2.01-2.50 denotes B grade, 1.51-2.00 denotes C grade
- Criteria 1 to 7 falls under Part-A with 900 Weightage and 8th Criteria falls under Part-B with 100 weightage
- Scores rounded off to the nearest integer

EC/SC/17/1st Cycle/MHCOGN113549



राष्ट्रीय मूल्यांकन एवं प्रत्यायन परिषद

विश्वविद्यालय अनुदान आयोग का स्वायत्त संस्थान

NATIONAL ASSESSMENT AND ACCREDITATION COUNCIL

An Autonomous Institution of the University Grants Commission

डॉ. वहीदुल हसन

वरिष्ठ संचार एवं प्रकाशन अधिकारी

Dr. Wahidul Hasan

Senior Communication cum Publication Officer

NAAC/WH/Cert-1st Cycle/EC(171st SC)/MHCOGN113549/2023/ 19th December 2023

The Principal
Pandit Deendayal Upadhyay
Dental College, Solapur
19/1, Kegaon,
Dist. Solapur - 413 255
Maharashtra

Dear Sir/Madam,

Greetings from NAAC.

As directed by the Director, NAAC, I am herewith enclosing the Certificate of Accreditation of your Institution. We wish the Institution all success in its efforts to become a lead Quality Institution of Higher Learning.

"Quality Assurance and sustenance is a continuous process. All Accredited Institutions are required to submit the Annual Quality Assurance Report (AQAR) to NAAC through online portal every year on or before 31st December".

Kindly acknowledge the receipt of the certificate.

With warm regards,

Yours sincerely,


(Wahidul Hasan)
Encl.: a/a

P.D.U. Dental College, Solapur.

Inward No. 596 Date 27/12/23

Refer to Dept. NAAC

Refer to Person. Dr. Wahidul Hasan

A. O. Principal

पो. ओ. बॉक्स नं. 1075, नागरभावी, बेंगलूरु - 560 072, भारत. P.O.Box No.1075, Nagarbhavi, Bengaluru - 560 072, INDIA

दूरभाष Phone : +91-80-23005132 (D), 23210261, 62, 63, 64, 65, फेक्स Fax : +91-80-23210270

ई-मेल : e-mail : whasan.naac@gmail.com वेबसाइट : Website : www.naac.gov.in



FACULTY PROFILE

Smt. Mallavabai Valyal Memorial Charitable Dental Hospital & Research Centre,Undertaki

Pandit Deendayal Upadhyay Dental College

(Recognised by Dental Council of India, New Delhi, and Affiliated to MUHS, Nashik

19/1, Kegaon ,Solapur-413255 (Mah). Phone: (0217) 2500440,2500441, ax 2500613

Email- pdudentalcollege@rediffmail.com, website :www.pdudentalcollege.co.in

Sr. No.	Name	Department	Designation
1	Dr.Birangane Rajendra Sadashiv	Oral Medicine & Radiology	Principal, Professor & HOD
2	Dr. Kulkarni Abhay Suresh	Oral Medicine & Radiology	Reader
3	Dr. Chaudhari Rohan Shrinivas	Oral Medicine & Radiology	Reader
4	Dr.Parkarwar Pratik Chandrashekhar	Oral Medicine & Radiology	Lecturer
5	Dr. Zende Umesh Manikrao	Oral Medicine & Radiology	Lecturer
6	Dr. Wadne Shruti Sajjan	Oral Medicine & Radiology	Lecturer
7	Dr. Rokade Rashmi Rangnath	Oral Medicine & Radiology	Lecturer
8	Dr. Godse Amol Chandrakant	Oral Medicine & Radiology	Tutor
9	Dr.Pulluri Sunilkumar Rajeshwara	Orthodontics & Dentofacial Orthopedics	Professor & HOD
10	Dr. Ambarkar Shrinivas Dattatray	Orthodontics & Dentofacial Orthopedics	Professor
11	Dr. Lavate Akash Babasaheb	Orthodontics & Dentofacial Orthopedics	Professor
12	Dr. Pawar Ranjit Omprakash	Orthodontics & Dentofacial Orthopedics	Professor
13	Dr. Hoshing Sneha Vineet	Orthodontics & Dentofacial Orthopedics	Reader
14	Dr. Amit Shantaram Khobaragade	Orthodontics & Dentofacial Orthopedics	Reader
15	Dr.Sneha Dipak Shinde	Orthodontics & Dentofacial Orthopedics	Reader
16	Dr. Shaikh Salman Sanullah	Orthodontics & Dentofacial Orthopedics	Lecturer
17	Dr. Kotish shreya	Orthodontics & Dentofacial Orthopedics	Lecturer
18	Dr. Deshmukh Neha Deepak	Orthodontics & Dentofacial Orthopedics	Lecturer
19	Dr. Kharat Divya Surendranath	Orthodontics & Dentofacial Orthopedics	Lecturer
20	Dr. Meghsham Govindprasad Lohiya	Orthodontics & Dentofacial Orthopedics	Tutor
21	Dr. Pawar Supriya Pandurang	Orthodontics & Dentofacial Orthopedics	Tutor

22	Dr. Patil Sandeep Bhupal	Oral & Maxillofacial Surgery	Professor & HOD
23	Dr. Tambekar Kaustubh Nandkumar	Oral & Maxillofacial Surgery	Professor
24	Dr. Gandhi Ranjeet Bharat	Oral & Maxillofacial Surgery	Reader
25	Dr. Hoshing Vineet Nishikant	Oral & Maxillofacial Surgery	Reader
26	Dr. Ingole Sagar Subhash	Oral & Maxillofacial Surgery	Lecturer
27	Dr. Gajul Monica Ambadas	Oral & Maxillofacial Surgery	Lecturer
28	Dr. Valaja Vijay Kambale	Oral & Maxillofacial Surgery	Tutor
29	Dr. Chole Dayanand Gopalrao	Conservative Dentistry & Endodontics	Professor & HOD
30	Dr. Bakale Srinivas Suresh	Conservative Dentistry & Endodontics	Professor
31	Dr. Gandhi Neha Paras (Mehta)	Conservative Dentistry & Endodontics	Reader
32	Dr. Deshpande Rucha Varun	Conservative Dentistry & Endodontics	Reader
33	Dr. Hatte Nikhil Rajendra	Conservative Dentistry & Endodontics	Reader
34	Dr. Pawar Rohini Rangrao	Conservative Dentistry & Endodontics	Reader
35	Dr. Tambake Sumit Shivaji	Conservative Dentistry & Endodontics	Reader
36	Dr. Jadhav Yogesh Baburao	Conservative Dentistry & Endodontics	Lecturer
37	Dr. Patil Shreya Charudatta (Deshpande)	Conservative Dentistry & Endodontics	Lecturer
38	Dr. Vernekar Ajinkya Datta	Conservative Dentistry & Endodontics	Lecturer
39	Dr. Khan Mahenaz Nadeem	Conservative Dentistry & Endodontics	Lecturer
40	Dr. Kharade Sangram Subhash	Conservative Dentistry & Endodontics	Lecturer
41	Dr. Kassa Shubham Chandrashekhar	Conservative Dentistry & Endodontics	Lecturer
42	Dr. Tolani Prakash Hariram	Conservative Dentistry & Endodontics	Tutor
43	Dr. Kavi Raghvendra Madhukar	Conservative Dentistry & Endodontics	Tutor
44	Dr. Pagdimal Dinesh Pundlik	Conservative Dentistry & Endodontics	Tutor
45	Dr. Nargide Sourabh Basweshwar	Conservative Dentistry & Endodontics	Tutor
46	Dr. Dixit Santosh Yadneshwar	Prosthodontics & Crown & Bridge	Professor & HOD
47	Dr. Deshpande Varun Aniket	Prosthodontics & Crown & Bridge	Professor
48	Dr. Rathod Vikramkumar Eknath	Prosthodontics & Crown & Bridge	Reader
49	Dr. Kale Ashwini Ashokrao (Dond)	Prosthodontics & Crown & Bridge	Reader
50	Dr. Mahajan Kaustubha	Prosthodontics & Crown & Bridge	Reader
51	Dr. Wagaj Harshad Dilip	Prosthodontics & Crown & Bridge	Reader

52	Dr. Agav Shirish Kundlik	Prosthodontics & Crown & Bridge	Reader
53	Dr. Gullapalli Poorva Bharat	Prosthodontics & Crown & Bridge	Lecturer
54	Dr. Mehta Nikita Sunil	Prosthodontics & Crown & Bridge	Lecturer
55	Dr. Asabe Ravikiran Rajkumar	Prosthodontics & Crown & Bridge	Lecturer
56	Dr. Mehta Priti Sujay (Modi)	Prosthodontics & Crown & Bridge	Lecturer
57	Dr. Narote Siddharath Prakash	Prosthodontics & Crown & Bridge	Lecturer
58	Dr. Golekar Mahesh Tukaram	Prosthodontics & Crown & Bridge	Lecturer
59	Dr. Wangikar Sachin Shivshankar	Prosthodontics & Crown & Bridge	Tutor
60	Dr. Kakade Vaibhav Ramesh	Prosthodontics & Crown & Bridge	Tutor
61	Dr. Shah Mona Udayan	Periodontics	Professor & HOD
62	Dr. Doshi Yogesh Sharad	Periodontics	Reader
63	Dr. Kevadia Vidhi Narayan	Periodontics	Reader
64	Dr. Rasika Bomdya	Periodontics	Reader
65	Dr. Suma Rajan	Periodontics	Lecturer
66	Dr. Maske Vishnu Vitthal	Periodontics	Lecturer
67	Dr. Gund Swapnil Balasaheb	Periodontics	Tutor
68	Dr. Agnihotri Ajinkya Vilas	Periodontics	Tutor
69	Dr. Kulkarni Noopur Avinash	Oral Pathology	Professor
70	Dr. Roshni Vinod	Oral Pathology	Reader
71	Dr. Sable Sonal Ashok	Oral Pathology	Tutor
72	Dr. Holikatti Pravin Chanbasavanna	Oral Pathology	Tutor
73	Dr. Hipparagi Swati Siddheshwar	Oral Pathology	Tutor
74	Dr. Baswante Pratima Dnyaneshwar	Oral Pathology	Tutor
75	Dr. Pegdya Amit Shivshankar	Oral Pathology	Tutor
76	Dr. Tambake Neha Sumit (Joshi)	Pediatric and Preventive Dentistry	Reader & HOD
77	Dr. Shah Priyanka Atul	Pediatric and Preventive Dentistry	Lecturer
78	Dr. Jankar Jayashree Laxman	Pediatric and Preventive Dentistry	Lecturer
79	Dr. Nalawade Apeksha Vikram	Pediatric and Preventive Dentistry	Lecturer
80	Dr. Murarkar Avanti Lalbahadur	Pediatric and Preventive Dentistry	Tutor
81	Dr. Kashetty Meena Virendra	Public Health Dentistry	Reader & HOD

82	Dr.Kumbhar Sagar	Public Health Dentistry	Lecturer
83	Dr. Thite Santosh Jayram	Public Health Dentistry	Tutor
84	Dr. Torgalli Umesh Shambhuraj	Physiology	Reader & HOD
85	Mrs.Kumbhakoni Nivedita Ashok	Biochemistry	Reader & HOD
86	Mr. Swami Vijay Panchayya	Biochemistry	Lecturer
87	Dr.Kole Nitin Laxman	General Pathology	Reader & HOD
88	Dr. Somani Rita Rahul	General Pathology	Lecturer
89	Dr. Chidgupkar Jyoti Milind	General Microbiology	Reader & HOD
90	Mrs. Kota Anisha Atul	General Microbiology	Lecturer
91	Mrs. Vardhman Sangeeta Jawahar	General Microbiology	Lecturer
92	Dr. Moholkar Swati Ashok - Ashtekar	General Pharmacology	Reader & HOD
93	Dr.Survase Ashok Damodhar	General Pharmacology	Lecturer
94	Dr. Manthale Sanjaykumar Mallinath	General Pharmacology	Lecturer
95	Dr. Kale Nayana Vivek	General Anatomy	Reader & HOD
96	Dr.Kulkarni Sachin Sitarampant	General Anatomy	Lecturer
97	Dr.Mangoli Arun Bapurao	General Anatomy	Lecturer
98	Dr. Vardhman Jawahar Gulabchand	General Anatomy	Lecturer
99	Dr. Magdum Aparna Ashok	General Anatomy	Lecturer
100	Dr.Kasture Amol Kailas	General Medicine	Reader & HOD
101	Dr.Patil Dhairyashil Nivruti	General Medicine	Lecturer
102	Dr. Mehta Sujay Sanjay	General Medicine	Lecturer
103	Dr. Patil Kiran Vasantrao	General Surgery	Reader & HOD
104	Dr. Harkut Girish Rajgopal	General Surgery	Lecturer
105	Dr. Kavita Satish Nivargi	Anesthesia	Reader & HOD
106	Dr. Borade Santosh Tulshidas	Anesthesia	Lecturer

STUDENTS PROFILE

Pandit Deendayal Upadhyay Dental College,
19/1, Kegaon, Solapur 413 255.

CLASS	REGULAR BATCH		REGULAR BATCH TOTAL	ODD BATCH		ODD BATCH TOTAL	GRAND TOAL		GRAND TOTAL
	MAL E	FEMAL E		MAL E	FEMAL E		MALE	FEMALE	
1ST BDS	17	83	100	3	2	5	20	85	105
2ND BDS	3	7	10	17	82	99	20	89	109
3RD BDS	3	16	19	16	62	78	19	78	97
4TH BDS	2	9	11	18	65	83	20	74	94
INTERS	9	66	75	9	37	46	18	103	121
1ST MDS	5	7	12	0	0	0	5	7	12
2ND MDS	2	11	13	0	0	0	2	11	13
3RD MDS	4	7	11	0	0	0	4	7	11
	45	206	251	63	248	311	108	454	562

HOSTEL RECORDS

नाम	IIIT PG	आहेर	आस	उत्तर	संकेत
Sakshi Gore		9:55 am		Home (Solapur)	Sakshi
Sakshi Thorat		9:55 am		City	Sakshi
Anushka Tekare		3:00		Home	Anushka
Rupali Kaldale		3:00		Home	Rupali
Akanksha Gawade	1st	4:07		Solapur	Akanksha
Sharda Chikhat					Sharda
Mansi Pathare	2nd	5:30	9:10	Hostel	Mansi
Priya Anandkar				Hostel	Priya
Hareksha Waghmare	1st	6:25		City	Hareksha
Vaishnavi Kulkarni	2nd				Vaishnavi
Priya Gunwal	1st	8:10		Hostel	Priya
Purnali Sathe	1st	8:53		Hostel	Purnali

नाम	IIIT PG	आहेर	आस	उत्तर	संकेत
Purnali Sathe	1st	8:53		Hostel	Purnali
Nisha Hegde	2nd	1:48		Hostel	Nisha
Pandhara Vaishali	2nd	5:10		City	Pandhara
Raut Nandini	2nd				Raut
Trupti Gundwar	2nd				Trupti
Saumudhi Kumbhar	2nd				Saumudhi
Disha Patil	2nd	6:48		City	Disha
Shraddha Patil	2nd				Shraddha
Tejal Patil	2nd				Tejal
Pallavi Raut	2nd				Pallavi
Pratiksha Raut	2nd				Pratiksha
Pradnya Misra	2nd				Pradnya
Nisha Mangulkar	2nd				Nisha
Bhagyashree Page	2nd				Bhagyashree
Shreya Raut	2nd				Shreya

नाम	वर्ग	दिनांक	समय	स्थान	टिप्पणी
Vaishnavi Khandre	1st	9:30	Hostel	V.Kh	
Aphata Tale	2nd yr	10:58	Hostel	Note	
Kutuka Deshpande	2nd yr	1:00	Home		
Sakshi Kamble	2nd yr	1:58	Home		
Tanawini Dhole	1st yr	3:20	Hostel		
दिनांक - 14-3-24					
Poite Pawara	1st yr	9:45	Nandurbar (Home)		Nandurbar (Home) 9209461378
Panita Kamble	2nd yr	10:00	Home		70 28498037 P. V.V.K
Vaishnavi Kulkarni	1st yr	3:00	City		Rashtriya
Rushali Nagargoje	1st yr	7:50	City		Shreyan
Shreya Umbarkar	1st yr	5:19pm	Home		
Shreyan Patil	1st yr				
दिनांक - 15-3-24					
1. Afra Tamboli	1st yr	3:00	Hostel		*
2. Nikita Nargire	1st yr				*
3. Anshika Deshmukh	1st yr				*
4. Pradnya Kadagadkar	1st yr	9:30	Home		
Ankita Gerao	1st yr	5:50	Hostel		
Vaishnavi Awache	1st yr				
Krutika Mohod	1st yr	6:09	City		Bano
Anuja More	1st yr				
Samiksha Lohade	1st yr				
दिनांक - 16/03/2024					
Shreya Shinde	1st yr	8:35	Hostel		
Pritya Muje	1st yr	12:20	Home		
Manali Sarin	1st yr	12:25	Home		
Dr. Tanvi Kulkarni	1st yr	2:00	Home		

नाम	वर्ग	दिनांक	समय	स्थान	टिप्पणी
Anshika Deshmukh	1st yr	10:15		Home	Anshika
Sawant Nikita	1st yr		10:57	Hostel	Panika
Triveni Lengare	1st yr	1:00		Home	Panika
Snehal Jadhav	1st yr				Sadika
Purva Sawant	1st yr				Panika
Panali Suryawansi	1st yr		5:28	City	Panika
Vaishnavi Patil	1st yr				Panika
Viksha Kamble	1st yr	1:28	4:00	City	Panika
Krutika Mohod	1st yr				Panika
Shriya Dhus	1st yr				Panika
Sadika Sushik	1st yr	1:38		City	Panika
Kirti Jadhav	1st yr	3:25	8:20	City	Panika
Panika Kute	1st yr		3:36	Hostel	Panika
Priyanka Raney	1st yr			Relative	Panika
Sana Siddiqui	1st yr	3:58		City	Panika
Mehak Sidel	1st yr				Panika
Vaishnavi Awache	1st yr	6:45		Hostel	Panika
Harshali Bhoyar	1st yr				Panika
दिनांक - 26-3-24					
Trupti Khare	2nd		9:36	Hostel	Panika
Supriya Muje	1st		9:54	Hostel	Panika
Aditi Shinde	1st		9:54	Hostel	Panika
Gauri Kute	1st		10:54	Home	Panika
Shinde Shreya	1st yr		12:58	Home	Panika
Snehal Jadhav	1st yr	7:00		City	Panika
Purva Sawant	1st yr		3:00	City	Panika
Rajeshwari Nambire	2nd yr		5:00	City	Panika
Janhavi Desai	2nd yr				Panika
Kalyani Khole	2nd yr				Panika
Dr. Dilesha	1st yr	7:15		City	Panika
Panika	1st yr	5:24		City	Panika
Anshika	1st yr	5:17		Home	Panika



LIST OF COMMITTEE

LIST OF COMMITTEE

CURRICULUM COMMITTEE

SR.NO	CATEGORY	NAME OF MEMBERS
1.	Chairman/Principal	Dr. Rajendra Birangane
2.	Co-Ordinator	Dr. Noopur Kulkarni
3.	Member	Dr. Sagar kumbhar
4.	Member	Dr. Nikhil Hatte
5.	Member	Dr. Roshini Vinod
6.	Member	Dr. Pratik Parkarwar
7.	Students Representative (UG)	1. Shruti Ingale 2. Aditi Bhosale
8.	Students Representative (PG)	Dr. Vaishnavi gadhave

EXAM COMMITTEE

SR.NO	CATEGORY	NAME OF MEMBERS
1.	Chairman	Dr. Vidhi Kevadia Shah
2.	Member	Dr. Pratik Parkarwar
3.	Member	Dr. Sneha Shinde
4.	Member	Dr. Roshini Vinod
5.	Member	Dr. Noopur M.K
6.	Students Representative (UG)	Dhanashree More Patil
7.	Students Representative (UG)	Eva Maria

LIBRARY COMMITTEE

SR.NO	CATEGORY	NAME OF MEMBERS
1.	Chairman	Dr. Rajendra Birangane
2.	Member	Mr. Santosh Shendage
3.	Member	Mrs. Sonali Hare
4.	Member	Dr. Sagar Ingole
5.	Member	Dr. Valaja Ghume
6.	Member	Dr. Avanti Vyas
7.	Member	Dr. Rohini Pawar

SPORTS COMMITTEE

SR.NO	CATEGORY	NAME OF MEMBERS
1.	Chairman	Dr. Vikram Rathod
2.	Member	Dr. Ranjeet Gandhi
3.	Member	Dr. Sneha Hoshing
4.	Member	Dr. Sandeep Patil
5.	Member	Dr. Sagar Kumbhar
6.	Member	Dr. Noopur M.K
7.	Students Representative (UG)	Shrutika Pandit
8.	Students Representative (PG)	Dr. Pooja Radke

MAINTENANCE COMMITTEE

SR.NO	CATEGORY	NAME OF MEMBERS
1.	Chairman	Dr. Sneha Shinde
2.	Member	Dr. Sneha Hoshing
3.	Member	Dr. Nikita Mehta
4.	Member	Narasimha Hare
5.	Member	Sagar Deshmukh
6.	Member	Manoj Homkar
7.	Member	Navnath Phad

MENTORING COMMITTEE

SR.NO	CATEGORY	NAME OF MEMBERS
1.	Chairman/Principal	Dr. Rajendra Birangane
2.	Member	Dr. Mona Shah
3.	Member	Dr. Nikhil Hatte
4.	Member	Dr. Vidhi Kevadia
5.	Member	Dr. Pratik Parkarwar
6.	Member	Dr. Vishnu Maske

GRIEVANCE COMMITTEE

SR.NO	CATEGORY	NAME OF MEMBERS
1.	Chairman/Principal	Dr. Rajendra Birangane
2.	Member	Dr. Roshini Vinod
3.	Member	Dr. Ranjeet Gandhi
4.	Member	Dr. Sagar Kumbhar
5.	Member	Dr. Pratik Parkarwar
6.	Member	Dr. Shreya Patil

COLLEGE STUDENTS' COUNCIL

1.	Dean/principal/chairman	Dr. Rajendra Birangane
2.	One teacher nominated by the dean/principal	Dr. Varun Deshpande
3.	Program officer or NSS (if available)	-
4.	Director sports/physical education instructor	Dr. Vikram Rathod
5.	Officer in charge of cultural activities	Dr. Varun Deshpande
6.	Name of student secretary elected from amongst student members. The students of first years, interns and PG	Akshay Kedar Rohan Nivle

ALUMNI COMMITTEE

1.	Chairman	Dr. Neha Joshi Tambake
2.	Member	Dr. Ranjeet Gandhi
3.	Member	Dr. Roshini Vinod
4.	Member	Dr. Nikita Mehta
5.	Member	Dr. Apeksha Nalwade
6.	Member	Dr. Ajinkya Agnihotri
7.	Student Member	Dr. Santosh Thite
8.	Student Member	Dr. Sejal Waychal
9.	Member	Dr. Sachin Vangikar
10.	Member	Dr. Vishnu Maske
11.	Member	Dr. Dinesh Pagadmal
12.	Member	DR. Prachi Waychal

SCIENTIFIC & RESEARCH COMMITTEE

SR.NO	CATEGORY	NAME OF MEMBERS
1.	Chairman/Principal	Dr. Rajendra Birangane
2.	Member	Dr. Mona Shah
3.	Member	Dr. Santosh Dixit
4.	Member	Dr. Chidgupkar J.M
5.	Member	Dr. Abhay Kulkarni
6.	Member	Dr. Sagar Kumbhar
7.	Member	Dr. Shrinivas Bakle
8.	Member	Dr. Yogesh Doshi
9.	Students' Representative (UG)	Girish Kulkarni
10.	Students' representative (PG)	Dr. Parul Agarwal

COLLEGE STUDENTS' COUNCIL

1.	Dean/principal/chairman	Dr. Rajendra Birangane
2.	One teacher nominated by the dean/principal	Dr. Varun Deshpande
3.	Program officer or NSS (if available)	-
4.	Director sports/physical education instructor	Dr. Vikram Rathod
5.	Officer in charge of cultural activities	Dr. Varun Deshpande
6.	Name of student secretary elected from amongst student members. The students of first years, interns and PG	Akshay Kedar Rohan Nivle

CODE OF CONDUCT MONITORING

SR.NO	CATEGORY	NAME OF MEMBERS
1.	Chairman/Principal	Dr. Rajendra Birangane
2.	Member Secretary	Dr. Sunil Kumar Pulluri
3.	Member	Dr. Varun Deshpande
4.	Member	Dr. Sneha Hoshing
5.	Member	Dr. Nikhil Hatte
6.	Member	Dr. Pratik Parkarwar

GENDER SENSITIZATION COMMITTEE

SR.NO	CATEGORY	NAME OF MEMBERS
1.	Chairman	Dr. Mona Shah (M.D.S) Prof. &HOD Periodontology PDU Dental college Solapur
2.	Member	Dr. Jyoti Chidgupkar (M.D.S) Prof. &HOD Microbiology PDU Dental college Solapur
3.	Member	Dr. Kumbakoni Prof. &HOD Biochemistry
4.	Member	Mrs. Anisha Kota
5.	Member	Govind Katkam

COLLEGE COUNCIL

SR.NO	CATEGORY	NAME OF MEMBERS
1.	Chairman	Dr. Rajendra Birangane (Principal, Prof.&HOD OMR) PDU Dental college Solapur
2.	Office Superintendent	Shri.Chitte C.M
3.	Member	Dr. Mona Shah (M.D.S) Prof. &HOD Periodontology PDU Dental college Solapur
4.	Member	Dr. Dayanand. G Chole (M.D.S) Prof. &HOD Conservative & endodontics PDU Dental college Solapur
5.	Member	Dr. Santosh Dixit (M.D.S) Prof. &HOD Prosthodontics PDU Dental college Solapur
6.	Member	Dr. Sunil Kumar Pulluari (M.D.S) Prof. &HOD Orthodontics PDU Dental college Solapur
7.	Member	Dr. Kashetty Meena (M.D.S) Prof. &HOD PHD PDU Dental college Solapur
8.	Member	Dr. Atul Deshpande (M.D.S) Prof. &HOD Oral pathology & microbiology PDU Dental college Solapur
9.	Member	Dr. Neha Joshi Tambake (M.D.S) Prof. &HOD Pedodontics PDU Dental college Solapur
10.	Member	Dr. kaustubh Tambekar (M.D.S) Prof. &HOD Oral & maxillofacial surgery PDU Dental college Solapur

ETHICAL COMMITTEE

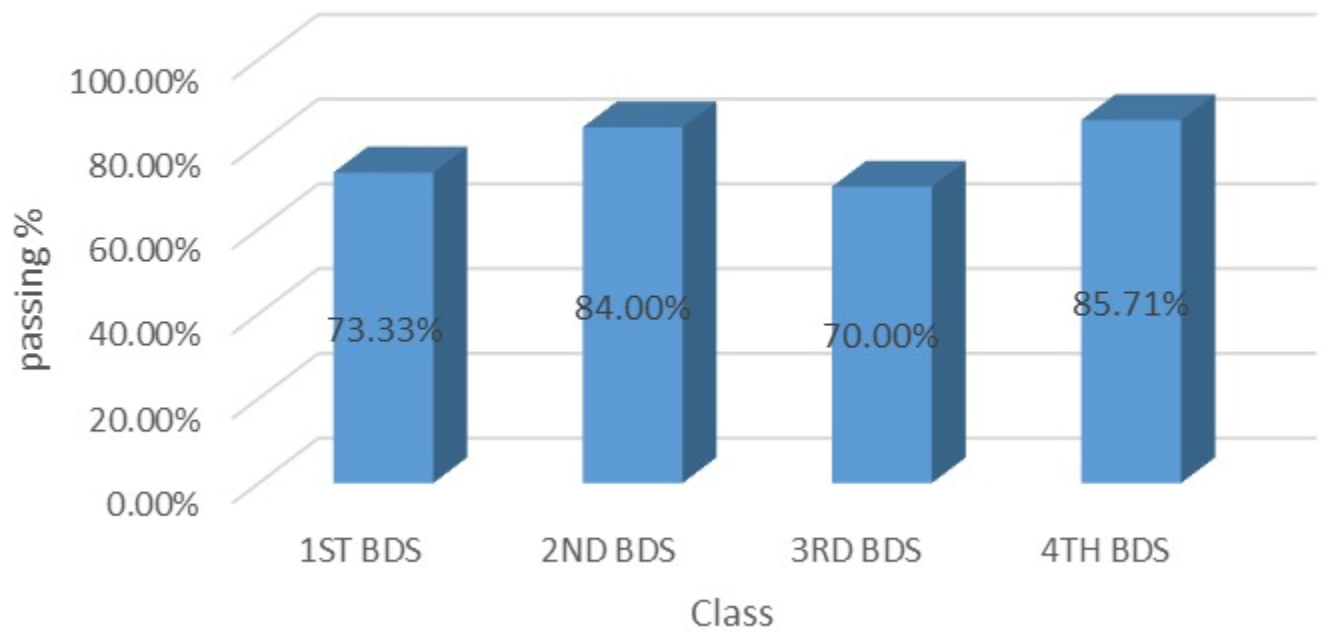
SR.NO	CATEGORY	NAME OF MEMBERS
1.	Chairman	Dr. Ravi Pradhan
2.	Secretary	Dr. Rajendra Birangane (Principal, Prof.&HOD OMR) PDU Dental college Solapur
3.	Member	Dr. Mona Shah (M.D.S) Prof. &HOD Periodontology PDU Dental college Solapur
4.	Member	Dr. Dayanand. G Chole (M.D.S) Prof. &HOD Conservative & endodontics PDU Dental college Solapur
5.	Member	Dr. Santosh Dixit (M.D.S) Prof. &HOD Prosthodontics PDU Dental college Solapur
6.	Member	Dr. Ghute Vikas B. Prof & HOD statistic department Solapur university
7.	Member	Dr. Jyoti Chidgupkar (M.D.S) Prof. &HOD Microbiology PDU Dental college Solapur
8.	Member	Dr. Virendra kashetty (M.D) Prof. &HOD Ashwini Rural Medical college & hospital Solapur
9.	Member	Advocate. Basvraj Salgar (M.A, LLB) Solapur

10.	Member	Dr. Bhalchandra V kinikar President ,Niramaya society Solapur
-----	--------	--

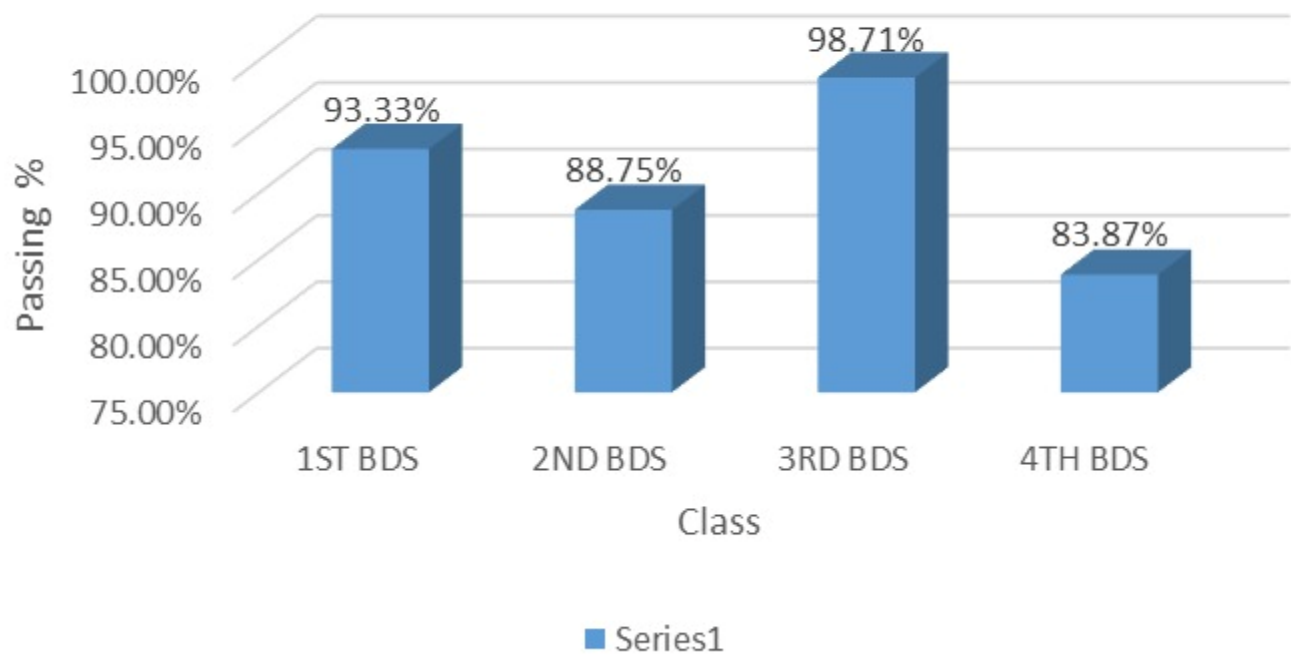


UNDERGRADUATE AWARDS AND POST GRADUATE RESULTS

SUMMER 2023 PASSING %



BDS Winter 2023



SUMMER 2024 PASSING %





ACADEMIC AWARDS AND ACHIEVEMENTS



UNDERGRADUATE AWARDS AND ACHIEVEMENTS

- **Individual Awards**

- 1) Late Gokuldasji Adwani 1st Merit Award for IDA Student member securing highest marks in the subject of Oral & Maxillofacial Surgery in Final BDS; donated by Dr.D.G.Adwani.

Name of Student – Ingale Shruti Shrawan


College - Pandit Deendayal Upadhyay Dental College, Solapur

POSTGRADUATE AWARDS AND ACHIEVEMENTS



Dr. Sneha V. Rathod
Dept. of Periodontics &
Oral Implantology

**1st Prize for Best case report
presentation at 47th ISP Conference
held at Amritsur 2023**



**3rd Prize for Poster presentation at
ISP Integrate held at Mumbai 2023**



**3rd Prize for Paper presentation at
ISP Convention held at Mumbai 2023**



POSTGRADUATE AWARDS AND ACHIEVEMENTS



Dr. Khushboo Bansod

**Dept. of Periodontics &
Oral Implantology**



3rd Prize for Paper presentation at
2nd national student dental conference
held at Karad. 2023

STAFF AWARDS AND ACHIEVEMENTS



Dr. Abhay Kulkarni
Department of Oral medicine &
radiology



STAFF AWARDS AND ACHIEVEMENTS



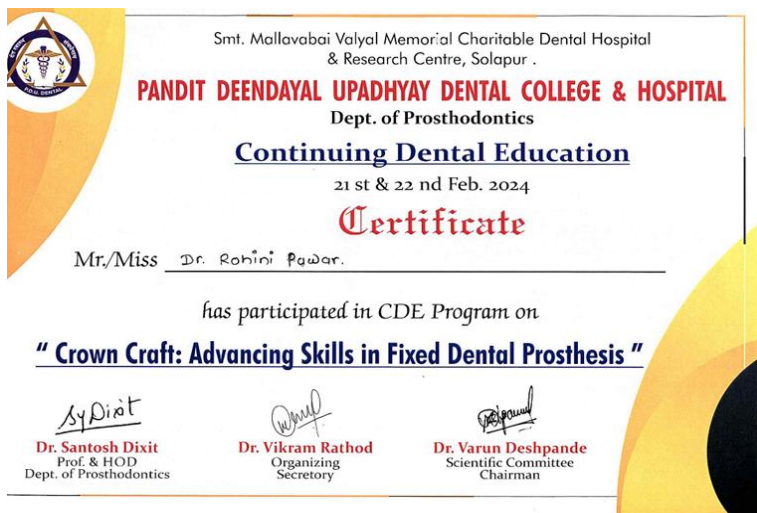
Dr. Abhay Kulkarni
Department of Oral medicine &
radiology



STAFF AWARDS AND ACHIEVEMENTS



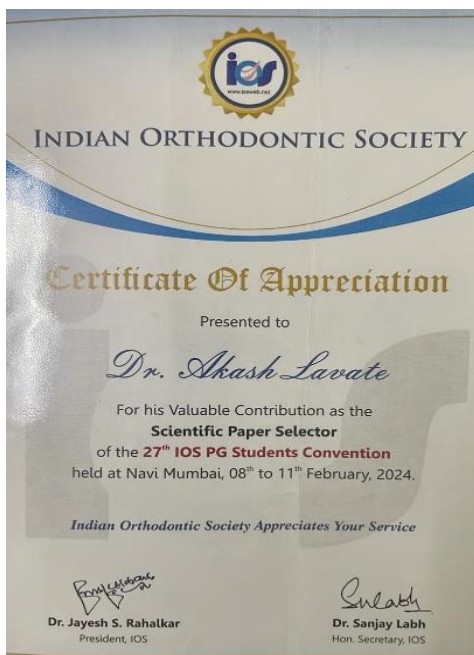
Dr. Rohini Pawar
Department of Conservative &
Endodontics



STAFF AWARDS AND ACHIEVEMENTS



Dr. Akash Lavate
Department of Orthodontics



57TH IOC, MEERUT
Date: 15th to 17th September 2023
Venue: Maangalya Convention Centre, Swami Vivekanand Subharti University, Meerut.

<p>ORGANISING CHAIRMAN Dr. Pradeep Raghuw</p> <p>ORGANISING SECRETARY Dr. Vaidhava Mishra</p> <p>SCIENTIFIC CONVENER Dr. Manish Reddy</p> <p>TREASURER Dr. Shikha Singh</p> <p>TRADE CONVENER Dr. Ankit Kumar Khosla</p> <p>INAUGURATION, EMPLACEMENT & SOUVENIR CONVENER Dr. Shikha Singh</p> <p>PRE CONFERENCE COURSE CONVENER Dr. Kumar Ankit</p> <p>REGISTRATION CONVENER Dr. Anshu Singh</p> <p>SCIENTIFIC CO-CONVENER Dr. Prashant Sharma</p> <p>PRE CONFERENCE COURSE CO-CONVENERS Dr. Anupama Shrivastava Dr. Parul Wadhwa</p> <p>ACCOMMODATION CONVENER Dr. Ankit Garg</p> <p>TRANSPORT, TOURS & TRAVELS CONVENER Dr. Ajay Yadav</p> <p>RECEPTION COMMITTEE CONVENER Dr. Anshu Singh</p> <p>CULTURAL CONVENER Dr. Shikha Singh</p> <p>STUDENTS WELFARE CONVENER Dr. Tarun Sharma</p> <p>BANQUET CONVENER Dr. Anshu Singh</p>	<p>Dear Dr. Akash Lavate Professor, Dept of Orthodontics and dental facial orthopedics Pandit Deendayal Upadhyay Dental college, Kegaon District Solapur 413255</p> <p>Greetings</p> <p>The conference committee takes the privilege and great pleasure to invite you to attend the 57th Indian orthodontic conference to be held from 15th - 17th September 2023 at Meerut Uttar Pradesh. We will be very grateful if you could accept our invitation and chair a scientific session in this national event conducted by Meerut Orthodontic Study Group on behalf of Indian Orthodontic Society.</p> <p>As the session chairman, you are expected to:</p> <ol style="list-style-type: none">1. Arrive at the appointed session at least 15 minutes before the session begins.2. Briefly introduce the speaker along with presenters topic. You will be provided with the same at the venue 15 minutes before your session starts.3. Keep the session on time, warning the presenters when they approach the end of their allotted time and cutting them off if necessary. This is especially important for our conferences with many parallel sessions, where people may be switching rooms in mid-session.4. Moderate the question and answer period.5. As the member of Indian Orthodontic Society, it is mandatory that you register for the conference, if you would like to attend the event and chair the session. <p>Once you accept your invitation, you will be briefed via email regarding the session schedule. Looking forward to hearing back from you through email (iosinfo57thioc@gmail.com)</p> <p>Kindest regards</p> <p style="text-align: right;">Dr. Pradeep Raghuw Organizing Chairman</p> <p style="text-align: right;">Dr. Vaidhava Mishra Organizing Secretary</p> <p style="text-align: right;">C. Manish Reddy Scientific Chairman</p>
---	---

MADHA DENTAL COLLEGE & HOSPITAL
(A Christian Minority Institution)
(Recognised by the Dental Council of India, New Delhi (F.No. v.12017/75/2009-DE dt. 01.11.2011) and affiliated to the Tamil Nadu Dr. M.G.R. Medical University, Chennai)

Madha Nagar, Kundrathur, Chennai - 600 069. Ph : 72739 01234, 72749 01234, Fax : 2478 0798
E - mail : info@madhadentalcollege.com Website : www.madhadentalcollege.com

Admin. Office : 1-A, Chari Street, North Uman Road, T.Nagar, Chennai - 17. Ph : 2814 0212. Telefax : 044 - 2814 0213.

MDCH/DCI-INSP/ATT/2023/7013

07/07/2023

ATTENDANCE CERTIFICATE

This is to certify that Dr. Akash Babasaheb Lavate, Professor, Pandit Deendayal Upadhyay Dental College, 19/1, Kegaon, Solapur-413255, Maharashtra conducted Dental Council of India Inspection for 4th Batch of MDS Course in the speciality of Orthodontics & Dentofacial Orthopedics for Renewal of MDS Course from 2 to 3 seats at Madha Dental College & Hospital, Madha Nagar, Somangalam Road, Kundrathur, Chennai-600069, Tamil Nadu on 6 & 7th July, 2023 for the academic session 2024-25.


Principal,
Madha Dental College & Hospital.
PRINCIPAL
MADHA DENTAL COLLEGE & HOSPITAL
KUNDRATHUR, CHENNAI - 600069.

STAFF AWARDS AND ACHIEVEMENTS



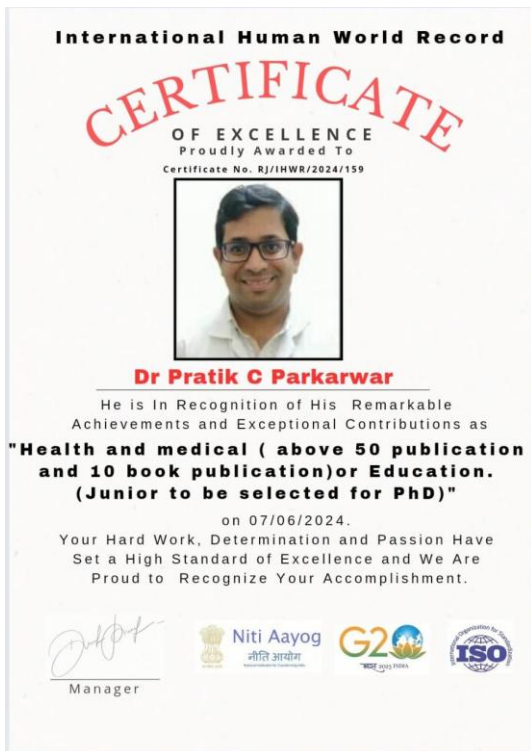
Dr. Akash Lavate
Department of Orthodontics



STAFF AWARDS AND ACHIEVEMENTS



Dr. Pratik Parkarwar
Department of Oral Medicine & Radiology



NATIONAL AWARDS FOR EXCELLENCE IN CLINICAL DENTISTRY

Dr Pratik Parkarwar

23rd October 2024

Subject: Congratulations on Winning the National Awards for Excellence in Clinical Dentistry Charaka Award

Dear Sir,

We hope this letter finds you in good health and high spirits. On behalf of the Indian Dental Association and Prevest DenPro, it is our great pleasure to inform you that you have been selected as the recipient of the prestigious Charaka Award 2024 for your outstanding in Oral Medicine.

The Charaka Awards honours individuals whose work reflects excellence, dedication, and a profound impact in dentistry. Your accomplishments have not only set a new standard of excellence but have also inspired and uplifted others in the community.

The award ceremony will be held on 26th October 2024 at Jio World Centre from 7 pm onwards, and we cordially invite you to attend this momentous occasion. The Consul General of Belarus Mr. Aliaksandr Matsukou has kindly consented to be the chief guest at the event.

We would be honoured to celebrate this achievement with you in the presence of esteemed guests and industry leaders.

Once again, congratulations on your well-deserved award! We look forward to celebrating your success and contributions to at the Charaka Awards.

Warm regards

Sincerely Yours'

Dr. M. Raveendranath
President IDA

Dr. Ashok Dhabale
Hon. Sec. Gen., IDA

Dr. Deepak Mahijani
Chairman, Charaka Awards

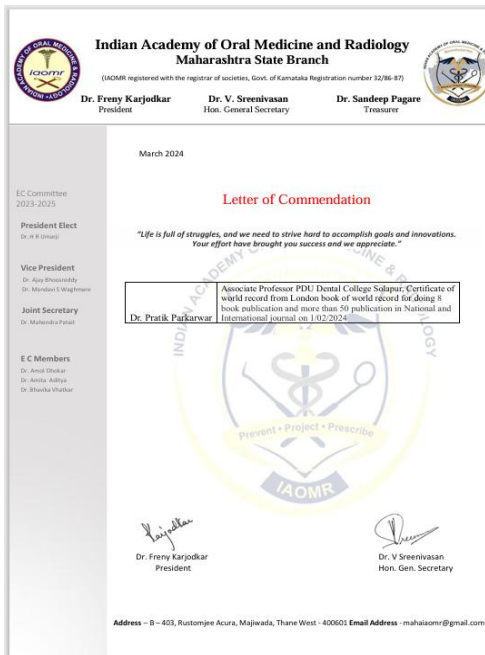
Mr. Atul Modi
Chairman, Prevest DenPro



STAFF AWARDS AND ACHIEVEMENTS



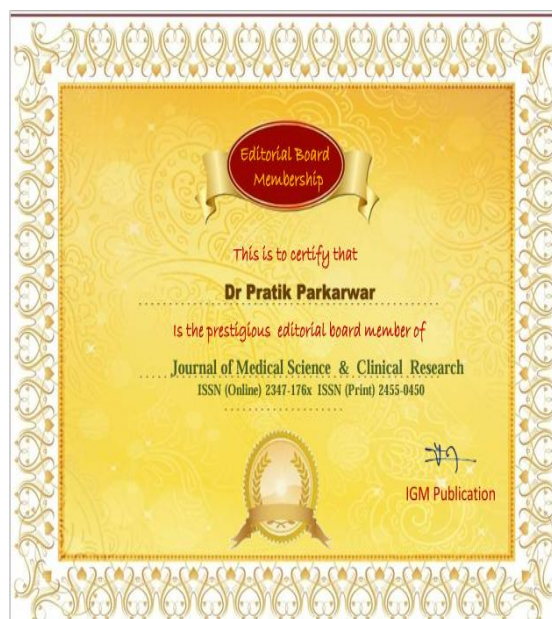
Dr. Pratik Parkarwar
Department of Oral Medicine & Radiology



STAFF AWARDS AND ACHIEVEMENTS



Dr. Pratik Parkarwar
Department of Oral Medicine & Radiology



This certifies that Dr 'pratik parkarwar' has undertaken Editorial review for Journal of Clinical and Diagnostic Research as detailed below for the time period stipulated

Start Date: 7/5/2021 8:25:29 PM

End Date: 9/1/2023 8:57:03 AM

Number of reviewing assignments completed: 11

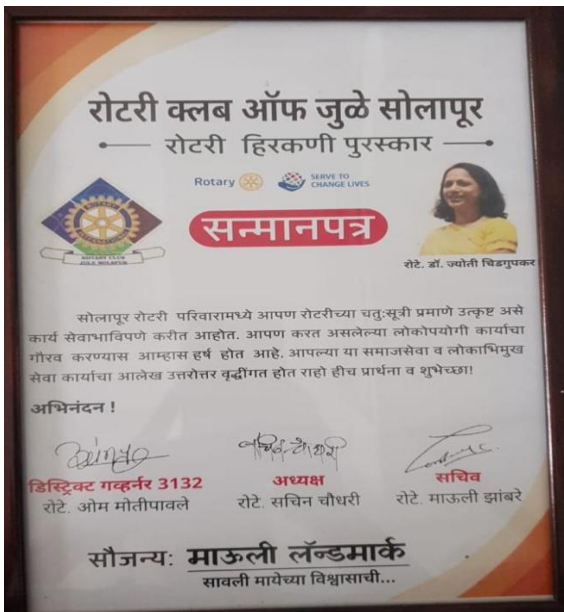
Dr Hemant Jain
Chief Editor
Journal of Clinical and Diagnostic Research



STAFF AWARDS AND ACHIEVEMENTS



Dr. Jyoti Chidgupkar
Department of Pathology &
Microbiology



STAFF AWARDS AND ACHIEVEMENTS



Dr. Jyoti Chidgupkar
Department of Pathology &
Microbiology





SPORTS AWARDS AND ACHIEVEMENTS



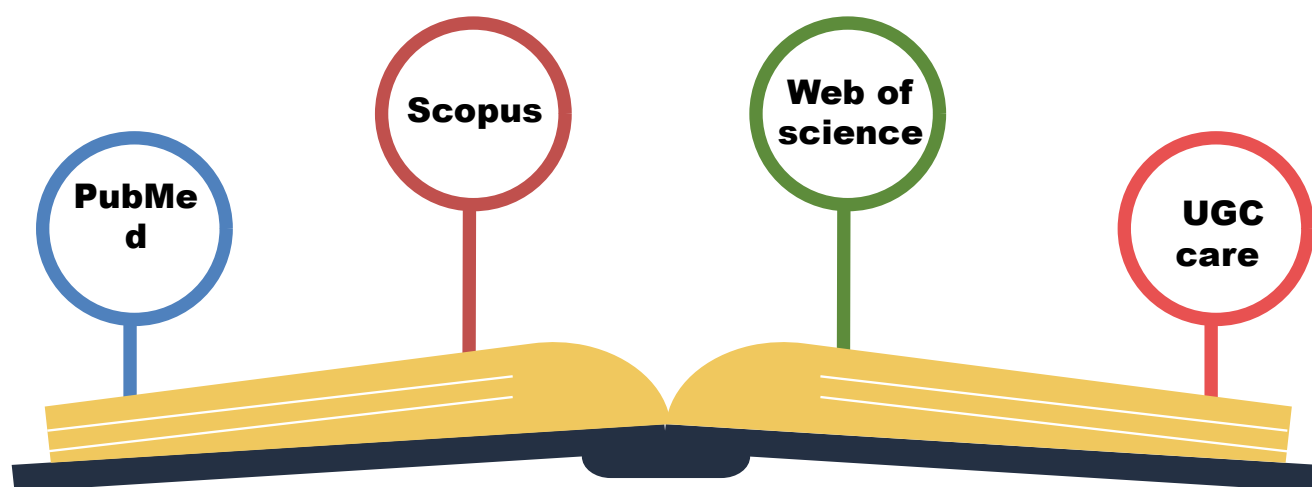
MEDWIN CRICKET TROPHY



**Journal Article & Book
publication**

Total article publications in indexed and non indexed journals- 24

Total book publications -12



Journal Article publication



Case report: Ossifying fibroma

Authors

**Dr Tanuja Vilasrao Mote¹, Dr Rajendra Birangane², Dr Abhay Kulkarni³,
Dr Rohan Chaudhari⁴, Dr Pratik Parkarwar⁵**

¹Post Graduate Student, Department of Oral Medicine and Radiology, Pandit Deendayal Upadhyay Dental College & Hospital, Solapur, Maharashtra

²Professor and Head of Department Oral Medicine and Radiology, Pandit Deendayal Upadhyay Dental College & Hospital, Solapur, Maharashtra

^{3,4,5}Reader, Department Oral Medicine and Radiology, Pandit Deendayal Upadhyay Dental College & Hospital, Solapur, Maharashtra
Corresponding Author

Dr Tanuja Vilasrao Mote

Post Graduate Student, Department of Oral Medicine and Radiology, Pandit Deendayal Upadhyay Dental College & Hospital, Solapur, Maharashtra

Abstract

Ossifying fibroma is a benign fibro-osseous tumor, also known as central fibro-osteoma, cemento-ossifying fibroma, cementing fibroma. This neoplasm arises from the periodontal ligament and shows slow growth and proliferation of cellular fibrous tissue with varying amounts of osseous products such as bone, cementum or a mixture of both. Ossifying fibroma is a localized, asymptomatic swelling with cortical expansion in the mandible rather than the maxilla in mandible in the premolar and molar region in the third to fourth decade of life with female predilection. Radiologically, the lesion shows a well-defined, mixed radiolucent-radiopaque internal structure. Ossifying fibromas can grow to large sizes resulting in aesthetic and functional deformities. Hence, we present a classic case of an 18-year-old male patient with ossifying fibroma on the left body of the mandible, with all clinical, radiological and histopathological features, along with a brief discussion.

Keywords: ossifying fibroma, benign fibro-osseous tumor, central fibro-osteoma, cemento-ossifying fibroma, cementifying fibroma.

Introduction

Ossifying fibroma is a benign fibro-osseous tumor. It is a neoplasm consisting of fibrous tissue

containing various amounts of mineralized material. The tumors are thought to arise from the periodontal ligament and are composed of varying

Dr Tanuja Vilasrao Mote et al JMSCR Volume 12 Issue 05 May 2024

Page 49



Prosthetic Rehabilitation of a Patient with Ameloblastoma using a hollow open bulb obturator- A case report

¹Dr. Santosh Dixit, Head of Department, Department of Prosthodontics, Crown & Bridge, Pandit Deendayal Upadhyay Dental College & Hospital, Solapur, Maharashtra.

²Dr. Satishkumar Yadav, Post Graduate Student, Department of Prosthodontics, Crown & Bridge, Pandit Deendayal Upadhyay Dental College & Hospital, Solapur, Maharashtra.

³Dr. Varun Deshpande, Professor, Department of Prosthodontics, Crown & Bridge, Pandit Deendayal Upadhyay Dental College & Hospital, Solapur, Maharashtra.

⁴Dr. Vikram Rathod, Reader, Department of Prosthodontics, Crown & Bridge, Pandit Deendayal Upadhyay Dental College & Hospital, Solapur, Maharashtra.

⁵Dr. Ravikiran Asbe, Senior Lecturer, Department of Prosthodontics, Crown & Bridge, Pandit Deendayal Upadhyay Dental College & Hospital, Solapur, Maharashtra.

⁶Dr. Priti Mehta, Senior Lecturer, Department of Prosthodontics, Crown & Bridge, Pandit Deendayal Upadhyay Dental College & Hospital, Solapur, Maharashtra.

⁷Dr. Shradha Jambhbe, Post Graduate Student, Department of Prosthodontics, Crown & Bridge, Pandit Deendayal Upadhyay Dental College & Hospital, Solapur, Maharashtra

Corresponding Author: Dr. Satishkumar Yadav, Post Graduate Student, Department of Prosthodontics, Crown & Bridge, Pandit Deendayal Upadhyay Dental College & Hospital, Solapur, Maharashtra.

Citation of this Article: Dr. Santosh Dixit, Dr. Satishkumar Yadav, Dr. Varun Deshpande, Dr. Vikram Rathod, Dr. Ravikiran Asbe, Dr. Priti Mehta, Dr. Shradha Jambhbe, "Prosthetic Rehabilitation of a Patient with Ameloblastoma using a hollow open bulb obturator- A case report", IJDSIR- May – 2024, Volume – 7, Issue – 3, P. No. 31 – 37.

Copyright: © 2024, Dr. Satishkumar Yadav, et al. This is an open access journal and article distributed under the terms of the creative common's attribution non-commercial License. Which allows others to remix, tweak, and build upon the work non-commercially, as long as appropriate credit is given, and the new creations are licensed under the identical terms.

Type of Publication: Case Report

Conflicts of Interest: Nil

Abstract

Surgical treatment for head and neck neoplasm's drastically impacts patients' quality of life. Maxillary defects can cause speech, mastication, and swallowing issues, as well as affect facial appearance. A prosthodontist can successfully solve all of these problems that interfere with a patient's social well-being

by providing a well-fitting prosthesis. Clinicians should emphasize on reducing prosthesis weight for better retention and stability. This case report presents the rehabilitation of a hemi-maxillectomy patient using a definitive cast partial obturator.

Corresponding Author: Dr. Satishkumar Yadav, ijdsir, Volume – 7 Issue – 3, Page No. 31 – 37

Page 31



ejpmr, 2024, 11(6), 653-656

EUROPEAN JOURNAL OF PHARMACEUTICAL
AND MEDICAL RESEARCH
www.ejpmr.com

SJIF Impact Factor 7.065

Review Article
ISSN 2394-3211
EJPMR

LAMINA DURA: DIAGNOSTIC LAYER ON RADIOGRAPH

Dr. Tanuja Vilasrao Mote¹ and Dr. Birangane R. S.²

¹Department of Oral Medicine and Radiology, Pandit Deendayal Upadhyay Dental College, 19/1, Kegaon, Solapur, Maharashtra, India.

²Head of The Department of Oral Medicine and Radiology, Pandit Deendayal Upadhyay Dental College, 19/1, Kegaon, Solapur-413255, Maharashtra, India.



*Corresponding Author: Dr. Tanuja Vilasrao Mote
Department of Oral Medicine and Radiology, Pandit Deendayal Upadhyay Dental College, 19/1, Kegaon, Solapur, Maharashtra, India.

Article Received on 24/04/2024

Article Revised on 14/05/2024

Article Accepted on 04/06/2024

ABSTRACT

Lamina dura is also known as the lining of the tooth socket made of a thin layer of dense bone and in some cases its significance is a controversial issue. According to some dentists, in cases of complete or partial loss of lamina dura, systemic conditions such as osteoporosis, hyperparathyroidism, Cushing's syndrome, Peyer's leukemia and some other periapical diseases can be detected. Others believe that a radiographic increase in dural density may indicate hypercementosis, osteopetrosis, or occlusal trauma. Dentists are therefore advised to study other signs and symptoms, including the integrity of the lamina dura, when diagnosing disease or infection. Therefore, this article mainly focuses on the importance of lamina dura in diagnostic purpose.

KEYWORDS: Lamina dura, hyperparathyroidism, osteoporosis.

INTRODUCTION

The lamina dura is composed of a thin layer of dense bone that lines the tooth socket. Radiographically, it is seen as a thin white radiopaque line around the root of the tooth and below the apex of the alveolar bone [Fig No.1]. Important features that clinicians use to evaluate bone pattern density and gray scale changes in radiographs. Radiographic diagnostic accuracy actually evolves and changes as new techniques and concepts emerge. The lamina dura is also said to be directly related to occlusal trauma. In 1953, Rich and Orban concluded that the lamina dura reflects periodontal disease and changes in dental health.^[1] Manson, in 1963, thought that the lamina dura was merely a radiographic artifact. Bony radiopacity that has no clinical significance and is unpredictable with disease or trauma or periodontal health.^[2] In the classic literature the radiopaque socket of the lamina dura is described as an image of a bony lining-reactive bundle where external forces are applied to its surface by Sharpey's fibers.^[3,4]

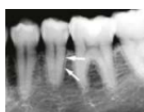


Fig. No. 1.

History of lamina dura

Maury Musler [1945] studied the importance and structural characteristics of the lamina dura, the changes in its appearance during various kinds of tooth movement and in systemic disease.^[1] Frank E. Babb [1949] proposed different factors in the repair of alveolar bone and cementum.^[5] Grace Patrikowski [1995] attempted the radiographic differentiation of osteogenic sarcoma, osteomyelitis and fibrous dysplasia of the jaw and determined that the diagnosis could not be based on radiographic features alone, although some radiographic findings were more valuable than others.^[6] Domenico Ricucci et al [2006] recognized that periapical lesions cannot be diagnosed based on the occurrence or lack of a radiopaque lamina, but require histological examination of serial sections.^[7] Minoru Yamaoka et al [2010] underlined the association of bone formation with disruption of the lamina dura beneath the crown of partially impacted third molars.^[8]

Anatomical Significance

At the time of development the lamina dura is an extension of the bony crypt lining that surrounds each tooth. Its mineralization element is similar to the trabeculae of cancellous bone in this area.^[9] The occurrence of an intact lamina dura around the apex of the tooth indicates an important pulp in that area. The integrity of the lamina dura is significant in the detection of early periapical pathological processes, periodontal diseases and other conditions in which the lamina dura is



ejpmr, 2024, 11(2), 272-281

EUROPEAN JOURNAL OF PHARMACEUTICAL
AND MEDICAL RESEARCH
www.ejpmr.com

SJIF Impact Factor 6.2

Case Study
ISSN 2394-3211
EJPMR

STATIC NAVIGATION IN IMPLANT DENTISTRY: NEW LEARNING CURVE CASE REPORTS

***Dr. Sneha V. Rathod, Dr. Mona Shah, Dr. Yogesh Doshi, Dr. Vidhi Kevadia, Dr. Vishnu Maske**
India.



*Corresponding Author: Dr. Sneha V. Rathod
India.

Article Received on 07/12/2023

Article Revised on 27/12/2023

Article Accepted on 17/01/2024

ABSTRACT

The minimal invasive surgery in implant dentistry uses advancements experienced in diagnostic techniques & specific surgical instruments to perform surgical procedure with less damage to soft & hard tissue. Minimal invasive surgery has lead to an increase in the degree of patient satisfaction and it has been suggested as an option for improvement of soft and hard tissue outcome. These case reports present implant placements using minimal invasive surgery with static navigation showing optimum result and minimal discomfort to patient.

KEYWORDS: static navigation, crestal bone loss, dental implants; flapless surgery.

INTRODUCTION

Replacing missing teeth with dental implants is highly predictable. However, achieving implant esthetics remains a challenge with respect to recreating a naturally appearing gingival margin and papilla.^[1] Endosseous dental implants have become a dependable and predictable method of replacing missing teeth to enhance patients quality of life. Clinicians are striving to further improve the patient implant journey through minimizing the post surgical discomfort, maximizing aesthetics and improving the long term success of the implants.^[2]

Over the past decade flap design for implant surgery has undergone number of changes, and the concept of implant placement without flap elevation and exposure of the bony tissues was introduced. The flapless surgical approach was introduced in the late 1970s by Ledermann to overcome the bone resorption process. Flapless implant surgery is one of these alterations that is quickly rising in popularity.^[3]

According to the findings of various studies conducted on both people and animals, flapless implant surgery is regarded as a stable procedure that provides positive outcome.^[4] The flapless technique uses rotary burs or a tissue punch to gain access to the bone without flap elevation so the vascular supply and surrounding soft tissue are well preserved. Advantage of this type of procedure includes less surgical trauma, shortened operative time, rapid post surgical healing, less damage to soft and hard tissue & high patient acceptance.^[5]

The flapless implant placement using static navigation i.e. computer assisted virtual treatment planning and navigated placement can ensure appropriate implant angulation and depth for esthetic situations. A static system uses CT-generated computer – aided design and computer aided manufacturing to create stents, with metal tubes, and a surgical system that uses coordinated instrumentation to place implants using the guide stents. The implant position is dependent on the stent without the ability to change the implant position.^[6]

These Case reports present with implant placement with a flapless surgical procedure using static navigation with minimal discomfort to the patient and a good esthetic outcome.

CASE REPORTS

Case 1: Guided immediate implant placement

A 42 year old male patient reported to the department of Periodontics and oral implantology of Pandit Deendayal Upadhyay Dental College and Hospital, Solapur with a chief complaint of discolored & fractured tooth in the upper front region of the jaw since 2 years and wanted its replacement. There was no relevant medical history. Intra oral examination revealed Ellis class III fracture and discoloration with 21 (Fig.1). Radiographic examination revealed non healing periapical lesion with 21. Upon endodontic consultation, the tooth had poor prognosis and was advised for extraction.

Treatment options of either immediate implant placement or delayed implant placement, or fixed partial denture were explained to the patient along with advantages and

PEDIATRIC DENTAL- MEDICAL INTEGRATION: A CONCEPT FOR FUTURE

Sejal Sachin Shah ¹, Sunny Priyatham Tirupathi ^{2*}, Priyanka Rathod ³,
Apeksha Nalwade ⁴, Rahul Rameshwar Bopte ⁵ and Avanti Murarkar ⁶

¹ Senior Lecturer, Department of Pediatric & Preventive Dentistry, Pandit Deendayal Upadhyay Dental College & Hospital, Kegaon, Solapur. Email: sejalssah1995@gmail.com

² Reader, Department of Pediatric and Preventive Dentistry, Saveetha Dental College and Hospitals, Saveetha Institute of Medical and Technical Sciences (SIMATS), Saveetha University, Chennai, Tamil Nadu, India. *Corresponding Author Email: dr.priyatham@gmail.com

³ Postgraduate, Bharati Vidyapeeth's Dental College & Hospital, Katraj, Pune, Maharashtra, India. Email: priyankarathod1205@gmail.com

⁴ Senior Lecturer, Department of Pediatric & Preventive Dentistry, Pandit Deendayal Upadhyay Dental College & Hospital, Kegaon, Solapur. Email: apekshanalwade46@gmail.com

⁵ PG Student, Department of Oral Medicine and Radiology, Pandit Deendayal Upadhyay Dental College Solapur. Email:Rahul.bopte23@gmail.com

⁶ Tutor, Department of Pediatric & Preventive Dentistry, Pandit Deendayal Upadhyay Dental College & Hospital, Kegaon, Solapur. Email: avanti1212@gmail.com

DOI: 10.5281/zenodo.11056961

Abstract

Oral health is as essential as overall wellness. As pediatric dentists, we believe that children should be referred or tested for oral health diseases in the same way that they are screened for overall well-being at various ages in primary care settings or hospitals. So, there is a need for a model that takes care of children's oral health from beginning with effective communication between pediatricians, primary care providers, and pediatric dentists or dentists, and acting as a link. Pediatric dental-medical integration is a collaborative paradigm that encourages interdisciplinary contact among healthcare providers, ensuring smooth continuity of care, complete treatment planning, and addressing complex medical illnesses or developmental concerns that affect oral health. It includes an oral health risk assessment to identify children who are at high risk of developing dental disease, as well as preventative care, oral hygiene teaching, and dietary advice. We feel it fills a gap and captures missing possibilities that were implemented a long time ago to improve early intervention and prevention. This patient-centered practice style entails sharing information, offering basic diagnostic services, oral health education, and consulting with one another in a methodical and sustained manner, which saves both parents and doctors time and effort. It enables the use of interdisciplinary strategies to overcome patient-specific barriers to obtaining treatments, such as patient uncertainty and anxiety about visiting the dentist, through the referral system. Our communication paper introduces novel model of the Pediatric dental-medical integration as an effective approach to incorporate oral health care into primary care for children.

Keywords: Medical-Dental Integration Model, Interdisciplinary Collaboration, Patient Centered Approach.

INTRODUCTION

Oral health is an essential component of general health. "Prevention is better than cure" this implies to medical health as well as to oral health. In developing child, both dental and medical primary care provision are necessary to avoid further impacts of any disease on quality of child's life^{1,2}. Teeth decay is the most common and chronic disease of childhood. Many parents think that they do not have to take care of milk teeth as they are going to fall soon and are more concerned about child's overall health. It is important to include oral health as a part of "Well-child Care visits as compared to dental visits. It has been reported that "Well-child Care visits" are more in number amongst younger children than dental health visits^{1,2}. So, early care

REVIEW ARTICLE

INFLAMMATORY /REACTIVE HYPERPLASIA'S: A REVIEW.

Smita Lahane¹, Abhay Kulkarni², R.S. Birangane³, Rohan Chaudhari⁴ Rashmi R. Rokade⁵, Aditee R. Karkade⁶

ABSTRACT :

The reactive lesions are comparatively common in the oral cavity that dentist face during routine examination because of the frequency with which the tissues are injured. They frequently result from a well-known provocation or injury such as plaque, calculus, or foreign bodies. Diagnosis and development of a treatment plan is difficult if dentists are not aware of the prevalence and clinical symptoms of these lesions. The aim of this article was to review the clinical features of various reactive hyperplastic lesions of the oral cavity. The most commonly found lesions are irritational fibroma, pyogenic granuloma, epulis fissuratum, peripheral giant cell granuloma.

KEYWORDS: Epulis fissuratum, Peripheral giant cell granuloma, pyogenic granuloma, Irritational fibroma.

INTRODUCTION :

Inflammatory hyperplasia is used to describe a large range of usually occurring nodular growths on oral mucosae that histologically represent inflamed fibrous and granulation tissue.¹

Reactive hyperplastic lesions are tumor -like hyperplasia which show a response to a low grade irritation or injury such as chewing, food impaction, calculus and overhanging dental restorations. Reactive lesions of the oral cavity are accompanying with injuries of soft tissue and comparatively common oral lesions.² Kfir et al (1980) have precisely classified reactive hyperplastic lesion into an irritational fibroma, pyogenic granuloma, peripheral giant cell granuloma, and cement-ossifying fibroma.³ These lesions are frequently seen in the gingiva, followed by other areas. Females predilection more than males 4, 5 the age ranged from 1st to 7th decades, with a mean incidence of 2nd-3rd decades.^{1,6}

Classification:

They are classified depending on the location as

- Occurring only on gingiva
- 1. Peripheral ossifying fibroma
- 2. Gingival polyp
- 3. Gingival enlargement

Corresponding Author: Dr. Smita Lahane

¹PG Student, ²Reader, ³Principle & HOD, ⁴Reader, ⁵P.G. Student,⁶P.G.Student
Dept. of Oral Medicine & Radiology, PDU Dental College, Solapur

DJIGIMS | VOLUME-02 | ISSUE NO. 01 | JAN. - FEB. 2023

50



International Journal of Medical Science and Innovative Research (IJMSIR)

IJMSIR : A Medical Publication Hub

Available Online at: www.ijmsir.com

Volume - 9, Issue - 4, July - 2024, Page No. : 41 - 44

Guide the mandible back home, Mandibular guide flange: A case report

¹Dr. Santosh Dixit, HOD, Department of Prosthodontics, Crown & Bridge, Pandit Deendayal Upadhyay Dental College & Hospital, Solapur, Maharashtra.

²Dr. Satishkumar Yadav, Post Graduate student, Department of Prosthodontics, Crown & Bridge, Pandit Deendayal Upadhyay Dental College & Hospital, Solapur, Maharashtra.

³Dr. Varun Deshpande, Professor, Department of Prosthodontics, Crown & Bridge, Pandit Deendayal Upadhyay Dental College & Hospital, Solapur, Maharashtra.

⁴Dr. Vikram Rathod, Reader, Department of Prosthodontics, Crown & Bridge, Pandit Deendayal Upadhyay Dental College & Hospital, Solapur, Maharashtra.

⁵Dr. Umashree Davengere, Reader, Department of Prosthodontics, Crown & Bridge, Pandit Deendayal Upadhyay Dental College & Hospital, Solapur, Maharashtra.

⁶Dr. Shraddha Jambhe, Post Graduate student, Department of Prosthodontics, Crown & Bridge, Pandit Deendayal Upadhyay Dental College & Hospital, Solapur, Maharashtra

⁷Dr. Prajakta Ghule, Post Graduate student, Department of Prosthodontics, Crown & Bridge, Pandit Deendayal Upadhyay Dental College & Hospital, Solapur, Maharashtra

Corresponding Author: Dr. Satishkumar Yadav, Post Graduate student, Department of Prosthodontics, Crown & Bridge, Pandit Deendayal Upadhyay Dental College & Hospital, Solapur, Maharashtra.

Citation this Article: Dr. Santosh Dixit, Dr. Satishkumar Yadav, Dr. Varun Deshpande, Dr. Vikram Rathod, Dr. Umashree Davengere, Dr. Shraddha Jambhe, Dr. Prajakta Ghule, "Guide the mandible back home, Mandibular guide flange: A case report", IJMSIR - July - 2024, Vol - 9, Issue - 4, P. No. 41 - 44.

Type of Publication: Case Report

Conflicts of Interest: Nil

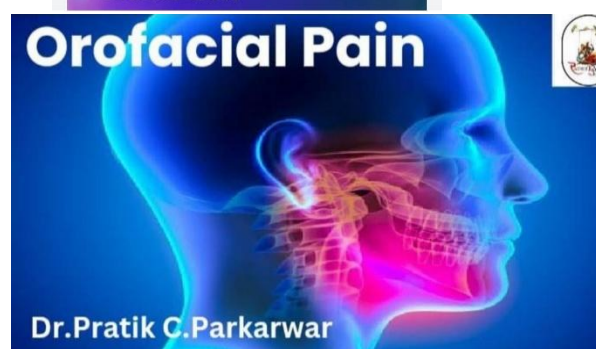



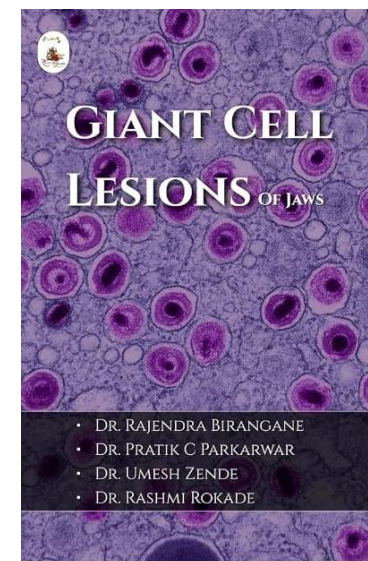
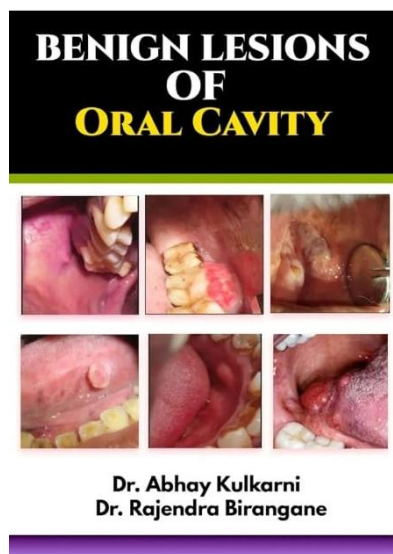
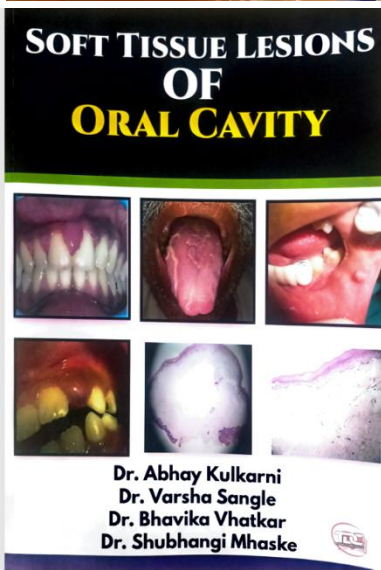

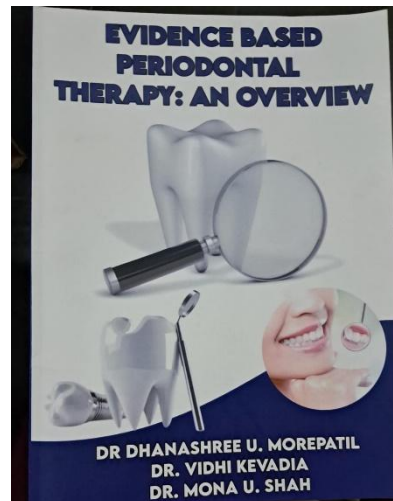

Abstract

Introduction: Guide flanges are essential in prosthodontics, particularly for patients with significant maxillofacial defects resulting from surgery, trauma, or congenital conditions. This case report presents the rehabilitation of a patient with a mandibular resection defect using a guide flange prosthesis. The patient, a 42-year-old male, underwent a partial mandibulectomy due to squamous cell carcinoma, resulting in a deviation of the mandible and significant functional impairments in mastication and speech. A comprehensive treatment plan

was devised, focusing on the fabrication of a guide flange prosthesis to re-establish mandibular guidance and improve occlusal function. The process involved meticulous planning, impression-taking, and the fabrication of a custom acrylic flange prosthesis. The patient underwent several fitting and adjustment sessions to ensure optimal fit and function. Post-treatment evaluation revealed substantial improvements in the patient's mandibular movement, masticatory efficiency, and overall quality of life. The guide flange prosthesis effectively minimized the deviation of the mandible.

Corresponding Author: Dr. Satishkumar Yadav, IJMSIR, Volume - 9 Issue - 4, Page No. 41 - 44

BOOK PUBLICATIONS





INDUCTION PROGRAM

UG ORIENTATION PROGRAM



an official introduction ceremony is conducted by college to welcome the new students to the professional dental course. To understand the importance of attendance regulation, academic schedules etc. Code of ethics to be followed by bds students was read out. Anti-ragging policy was also read out and a visit to library was included to familiarize the students with working of library.

Date-
30/10/23

Place-
Lecture
hall 1

Time-
10.00am

INTERNSHIP ORIENTATION PROGRAM




An official introduction ceremony is conducted by college to welcome the students. To understand the importance of one year rotational internship, attendance regulation, academic schedules, clinical works to be done etc.

Date-
18/09/23

Place- Lecture
hall 1

Time-
10.000am

PG ORIENTATION PROGRAM



An official introduction ceremony is conducted by college to welcome the post graduate students. To understand the importance of specialization, attendance regulation, academic schedules, clinical works to be done etc.

Date-
31/10/23

Place-Lecture
hall 1

Time-11.00am

WHITE COAT CEREMONY



The White Coat Ceremony Is Ritual That Marks The Students Transition From The Students Of Preclinical To Clinical Health Sciences. The Purpose Of Having The White Coat Ceremony Was To Adorn The White Coat To The Newley Admitted Third Years Formally Induct These Undergraduate Students And To Help Them Realize The Importance Of White Coat. Code of ethics to be followed by students was read out. Anti-ragging policy was also read out during the program.

Date-
16/04/24

Place
lecture hall 1

Time
11:00am



SCIENTIFIC PROGRAMS AND WORKSHOP

HEPATITIS VACCINATION PROGRAM



03-04-05/01/24

Report

Venue-Oral & maxillofacial surgery department

The Hepatitis B Vaccination camp was organized on 3rd, 4th and 5th January 2024 by Oral and maxillofacial surgery department. The vaccination camp was scheduled under the guidance of Dr. Ranjeet Gandhi, Dr. Vallaja, Several students, Staff members, non teaching staff were benefited through this camp. Total 85 people were vaccinated Staff in this three days program.

BASIC LIFE SUPPORT

05/02/2024



ART OF LIVING

06/02/2024



Solapur, MH, India

SH 176, Solapur North, Solapur, 413002, MH, India

Lat 17.706899, Long 75.844376

02/06/2024 11:48 AM GMT+05:30

Note : Captured by GPS Map Camera

SMT. MALLAVABAI VALYAL MEMORIAL CHARITABLE HOSPITAL & RESEARCH CENTRE,
SOLAPUR

**PANDIT DEENDAYAL UPADHYAY DENTAL COLLEGE &
HOSPITAL SOLAPUR**

BASIC LIFE SUPPORT

5th and 6th February 2024

BY DR. PUSHPA AGARWAL



Venue : Lecture hall 1

Report

Venue-Pandit Deendayal Upadhyay Dental College, Solapur

Basic Life Support, or BLS, generally refers to a level of medical care which can be provided by trained medical personnel, including emergency medical technicians, paramedics, and by qualified bystanders for victims of life-threatening illnesses or injuries until they can be given full medical care at a hospital. Pandit Deendayal Upadhyay Dental College, Solapur organised two day Basic Life Support session and Art of living lecture on 05.02.23 & 06.02.23 from 10am to 1pm. Around 60 participants including non-teaching staff working in College actively participated and updated their knowledge on BLS, with appropriate hands on skills.

The sessions were started at 9 .00am, in Lecture Hall 1 with introductory session by Dr. Pusha Agrawal, Vice Principal welcomed the resource persons and the delegates. The delegates were divided into two teams and team 1 had sessions on BLS, Foreign Body removal for infants and children in LT 3 class room. At the same time team 2 had sessions on adult CPR and Foreign Body Aspiration Removal.

The Art of living lecture was on 6th February 2024 by Dr. Pushpa Agarwal. She told the importance of meditation and happiness in the life.

ORAL HYGIENE DAY



REPORT

Oral hygiene Day was celebrated on 8th August 2023 by the department of Periodontology & Implantology, PDU dental college & hospital Solapur. Theme of event was **“THE ECODONTIST” {Kreating Smiles Xtending Awareness}**

Activity organized =

- Lecture on Oral Hygiene maintenance by Principal Dr. Rajendra Birangane.
- Skit was performed by 1st year students regarding the oral hygiene awareness to be maintained in patients.
- Toothpastes and ecofriendly toothbrushes were distributed to all the non-teaching staff and patients of the dental college.

Students were awarded by certificate of Participation and provided with same ecofriendly toothbrushes and toothpaste

The program was successfully conducted and witnessed a wholehearted participation of the faculty members postgraduate, undergraduate students and interns

LEARNING IMPLANTOLOGY.



18/3/24 -19/3/24



REPORT

On occasion of World Oral Health Day, 20th and 21st March 24, an implant hands-on workshop was conducted for post-graduates, interns and final year students. Our guest speaker, Dr. Kaustubh S Thakare, Professor, VYWS dental college, Amaravati, enlightened the students regarding the basics of implantology, surgical and prosthetic aspect as well as armamentarium related to implant. The lecture series was followed by Hands- on by implant placement on the dummy cast model. A quiz competition was conducted for interns and final year.

The drive concluded with prize distribution to all the winners of rangoli, reel, slogan and quiz competition. The plaques provided by ISP were presented to Dr. Birangane, Principal and Dr.Mona Shah, HOD Department of Periodontics. The certificates were provided to all the volunteers who contributed to the success of this drive.

ANNUAL STUDENT SCIENTIFIC CONVENTION



ANNUAL STUDENTS SCIENTIFIC CONVENTION

27th May 2024

Venue- Lecture hall - 1

MORNING SESSION :

- Time: 10.00am to 1.00pm
- Inaugural address
- E-Paper presentation competition by Interns, final BDS, PGs.
- Tea break

AFTERNOON SESSION :

- Time: 2.00pm to 3.30pm
- E-Poster presentation competition by Third BDS & PGs.
- Prize distribution – 3.30pm to 4.00pm

RULES:

E-Paper presentation

- Interactive power point presentation (4x3 Landscape Orientation)
- Final BDS -9presentation/ 5min each, 1 per dental department
- Interns- 9presentation/5min each, 1 per dental department
- PGs- 1st & 2nd year/ 5min each, 1 per dental department

E-Poster presentation

- Power point presentation (Single slide)
- Dimensions 4x3 Landscape Orientation
- Third BDS – 9 presentation/ 3min each,
1 per dental department.
- PGs – 5presentation/3min each, 1 per dental department

Committee : Dr. Sagar Kumbhar (Incharge)
Dr. Sejal Shah
Dr. Anjali Mandhaniya

Entries to be submitted to Dr. Sejal Shah
(Dept of Pediatric dentistry)

**** It is mandatory for each department to prepare students in each category and submit entries as per directive of the Principal ****

REPORT

On the 27th of May, 2024, PDU Dental College hosted a prestigious Scientific Convention, a gathering that celebrated academic excellence and innovation in dentistry. The event commenced at 10:00 a.m., graced by the esteemed presence of our Chief Guests, Dr. Birangane Sir and Dr. Mona Shah Ma'am.

Morning Session

The convention began with an inaugural ceremony led by the Chief Guests. Their insightful words set a tone of inspiration and intellectual curiosity for the day's events. The morning session featured e-paper presentations from postgraduate students, interns, and final-year students. The competition was fierce, showcasing a plethora of innovative research and findings. The highlight of the session was the announcement of the winner, Dr. Supriya Jangale, whose exceptional presentation stood out among her peers.

Afternoon Session

Post lunch, the afternoon session was dedicated to e-poster presentations. This session included contributions from postgraduate students and third-year students, each poster reflecting extensive research and creative presentation skills. Dr. Pratik Mule emerged victorious in the postgraduate category, impressing the judges with his insightful research and clear presentation. Entertainment Between the academic sessions, the event was enlivened by music performances from the talented third and final year music groups. These interludes provided a delightful break and added a festive atmosphere to the convention.

Conclusion

The convention concluded with a heartfelt vote of thanks delivered by Dr. Sejal Shah Ma'am. Her words of appreciation acknowledged the efforts of all participants, organizers, and the esteemed guests, bringing the event to a memorable close.

The Scientific Convention of 2024 at PDU Dental College was a remarkable success, fostering an environment of learning, sharing, and celebration of dental sciences.

Lecture and Hands on Workshop: Cone Beam Computed Tomography [CBCT].



9/5/24- 10/5/24





**PANDIT DEENDAYAL UPADHYAY DENTAL
COLLEGE, SOLAPUR**

**DEPARTMENT OF ORAL MEDICINE
AND RADIOLOGY**



**Celebrates National Oral Medicine and Radiology Day on 10 th May
2024**

An informative lecture on

TOPIC : CONE BEAM COMPUTED TOMOGRAPHY [CBCT]

By: DR. MAHENDRA PATAIT



DR. MAHENDRA PATAIT

[Professor & HOD, OMR,
SMBT Dental College,
Sangamner]



**DR. RAJENDRA
BIRANGANE**

[Dean, Professor & HOD,
OMR, PDU Dental College,
Solapur]

**ORGANIZING COMMITTEE : OMR STAFF &
OMR PGs**

**Dress code: black
and white**

PROGRAMME SCHEDULE

DATE	TIMING	PROGRAMME EVENTS
10/5/24	10.30am-11.00am	Welcome and felicitation of guest
10/5/24	11.00am-11.30am	Prize distribution
10/5/24	11.30am-12.15pm	Lecture [section 1]
10/5/24	12.15pm-12.30pm	Tea break
10/5/24	12.15pm-1.00pm	Lecture [section 2]
10/5/24	1.00pm-2.00pm	Lunch
10/5/24	2.00pm-4.00pm	Hands on [Registered members]

**Registration fees 200Rs.
{only hands on}**

COMPETITIONS

Theme: Oral Medicine and Radiology

Submission Date: 9/5/24 Share via WhatsApp: 7741820394

Reel making competition :

Guideline: original, innovative, creative, relevant, must include the theme, participants are not more than 5 in one reel, maximum time :1min.

Slogan competition:

Guideline: Original, innovative, creative, relevant, must include the theme, do not mention your name, maximum size :10 MB, pdf format.

E-poster competition:

Guideline: Original, innovative, creative, relevant, must include the theme, do not mention your name, maximum size :10MB, pdf format.

Photography competition:

Guideline: Original, innovative, creative, relevant, must include the theme, do not mention your name, maximum size :10 MB, pdf format.

REPORT

Oral Medicine and Radiology Day which was celebrated on 9th and 10th May 2024, by the Department of Oral Medicine and Radiology, Pandit Deendayal Upadhyay Dental College, Solapur.

The day was started by welcoming the Principal, Vice-Principal and the keynote speaker, Dr. Mahendra Patait followed by the lamp lightening ceremony with beautiful song rendition. The Principal Dr. Rajendra Birangane enlightened the audience with his views on the topic after which, Felicitation was carried out. Then keynote speaker Dr. Mahendra Patait was introduced and the Dias was handed over to the speaker. The educational talk covered all the key points regarding cone beam computed tomography. Audio visual aids have an impact on the understanding of the subject. The talk was concluded by showing various Case Report with CBCT expertise.

The department also conducted an E-poster, photography, reel, and slogan competition following a short break where the first two winners were honored with the certificate of participation. After Lunch Break Hands-on course on CBCT was conducted by Dr. Mahendra Patait followed by Certificate distribution was done.

Vote of Thanks was given by Dr Eesha and this concluded the program.

ENDORISING CONSERVATION

18/03/2024





PANDIT DEENDAYAL UPHADHAY DENTAL COLLEGE & HOSPITAL, SOLAPUR

DEPARTMENT OF CONSERVATIVE DENTISTRY & ENDODONTICS

Celebrating Conservative & Endodontics Day 2024

ENDORISING CONSERVATION

**DAY 1
(18 MARCH 2024)**

ENDO-ART 11.30am

POSTER COMPETITION 2pm

**DAY 2
(19 MARCH 2024)**

INAUGURATION

LECTURE 9:45am

PRIZE DISTRIBUTION

HANDS ON 11:30am

**Topic : Rotary Endodontics
Speaker : Dr. Priyatam Karade
MDS , PhD**

Join our one day rotary hands on workshop & unlock your
practical endodontic potential



Rs2000/-

Includes : Hands-on , Welcome kit , 1 File set & Certificate of participation

**Last
Date**

Hands-on registration -15 March 2024

**Contact
details**

Hands-on : Dr.Pratik Mule: 9011649133

Dr.Sharvari : 766650968

REPORT

PANDIT DEENDAYAL UPADHYAY DENTAL COLLEGE, KEGOAN, SOLAPUR

ENDORISING CONSERVATION – Celebrating Conservative Dentistry & Endodontics Day : 19 March 2024.

“ENDORISING CONSERVATION” was conducted by the Department Conservative Dentistry & Endodontics of Pandit Deendayal Upadhyay Dental College, Solapur. Two days event held on 18th & 19th March 2024.

This event included

- a) Endo art & Poster Competition : 18th March 2024
- b) Lecture & hands-on workshop on Rotary Endodontics : 19th March 2024

a) Endo art & Poster Competition :

Best out of waste endo-art competition was conducted for second, third, fourth & Intern followed by scientific poster presentation for final year & Interns.

a) Lecture & hands-on workshop on Rotary Endodontics :

On occasion of Conservative Dentistry & Endodontics Day, 19th March 24, Rotary Endodontics hands-on workshop was conducted for Interns. Our guest speaker, Dr. Priyatam Karade MDS, PhD, enlightened the students regarding the basics of rotary endodontics as well as armamentarium related. The lecture series was followed by Hands-on on extracted tooth. A fun quiz competition was conducted for interns and final year.

Prize distribution to all the winners of Endo art & Poster competition & participation certificate for hands-on were distributed at the end.

PROSTHODONTICS DAY



21/2/24- 22/2/24



Continuing Dental Education Programme - 2024



PANDIT DEENDAYAL UPADHYAY DENTAL COLLEGE, SOLAPUR

DEPARTMENT OF PROSTHODONTICS, CROWN AND BRIDGE AND IMPLANTOLOGY

"CROWN CRAFT: ADVANCING SKILLS IN FIXED DENTAL PROSTHESIS"

Date
21st & 22nd February 2024

Time
10:00 am to 3:30 pm

Venue
Lecture Hall 1, Pandit Deendayal Upadhyay Dental College
Solapur

EXECUTIVE DIRECTOR



DR. DAYANAND CHOLE

**PROF & HEAD
ORGANISING CHAIRMAN**



DR. SANTOSH DIXIT

DEAN



DR. R.S. BIRANGANE

ORGANISING COMMITTEE

Organizing Chairman



Dr. Santosh Dixit

Organizing Secretary



Dr. Vikram Rathod

Scientific Committee Chairman



Dr. Varun Deshpande

Registration Committee



Dr. Nikita Mehta

Hospitality Committee



Dr. Priti Mehta

Hospitality Committee



Dr. Umashree Davangere

Treasurer



Dr. Ravikiran Asabe

"CROWN CRAFT: ADVANCING SKILLS IN FIXED DENTAL PROSTHESIS"

10:00 to 10:30 AM	Inauguration and lamp lighting Ceremony
10:30 to 12:30 PM	Key Note Lecture - Dr. Santosh Dixit
12:30 to 01:00 PM	Video demonstration
01:00 to 02:00 PM	Lunch Break
02:00 to 02:45 PM	E- Poster Presentation
02:45 to 03:45 PM	Prosthodontic Charades
03:45 PM onwards	Vote Of Thanks And Felicitation

REGISTRATION DETAILS

Registration Fees: Rs 200/ (Include - High-Tea, Welcome Kit And Certificate of Participation)

Last Date For Registration :15 Feb. 2024

Registration Contact

Dr. Diksha Fegade
9422537372

Dr. Swati Jaiswal
8793280110

REPORT

As a part of Prosthodontics Day which is celebrated on 22 January every year, the Department of Prosthodontics crown and bridge, Pandit Deendayal Upadhyay dental college, Solapur organized a continuing dental education program on Crown Craft: Advancing Skills in FPD on 22 February 2024.


The day was started by welcoming the principle, vice-principle and the keynote speaker, Dr. Santosh Dixit followed by the lamp lightening ceremony. The principle Dr. Rajendra Birangane enlightened the audience with his views on the topic after which, the keynote speaker was introduced and the dias was handed over to the speaker. The educational talk covered all the key points that should be considered while preparing the tooth to receive the fixed dental prosthesis. Audio visual aids have an impact on the understanding of the subject. The talk was concluded by showing the audience a video demonstration on tooth preparation.

The department also conducted an E-poster competition following a short break where the first two winners were honored with a trophy and the other participants were given the certificate of participation. Also, the entertaining part of the session was Prosthodontic charades where 5 teams were made and the winning team was awarded with the medal. The day was wrapped up with honoring the speaker.



**W O M E N
E M P O W E R M E N T
P R O G R A M S**

STREE SHAKTI



Our college celebrated Women's Day on the 14th of March 2024 with a series of events aimed at empowering and honoring women. Following Dr. Shah's lecture, Mr. Raju Juna delivered a talk on "Stree Shakti" (Women Empowerment). He shared inspiring stories of women who have overcome challenges and achieved success in various fields. Mr. Juna's lecture highlighted the importance of recognizing and supporting women's rights and contributions to society. The celebration continued with a vibrant dance performance celebrating womanhood. The dance showcased the strength, resilience, and beauty of women, receiving applause and admiration from the audience. This was followed by a skit portraying the journey of a woman facing societal stereotypes and challenges, ultimately breaking free and achieving her dreams.

*You are cordially invited to join us
in celebrating*



INTERNATIONAL
Women's Day

March 14 2024

TIME-10:00AM TO 1:00PM

Venue-Lecture Hall 1, Pandit
Deendayal Upadhyay Dental College, Solapur

EVENTS

- Inauguration -10 am to 10:30 am
- Guest Lecture 1 - 10:30 am to 11:00 am

DR. ARCHANA SHAH.
D.N.B D.G.O

Obste. and Gynae
Deep Super Speciality Hospital,
Solapur

"Is Cervical Cancer Preventable?"

- Guest Lecture 2 - 11:00 am to 11:40 am

MR. RAJU JUNJA.
ART OF LIVING FACULTY

"Stree Shakti"

- Skit and Dance Performance
- Vote of Thanks

CERVICAL CANCER AWARENESS



13/03/2024

मुर करण्याची
गल्ली आहे. हो
जन शाह, संतोष
पुते, देशभूषण
प्रे, प्रवीण
ईमने, माया
ल, सागर शाह,
हयाम पाटील

ायकवाड
ड

ल विश्वरत डॉ.
इडकर बहुउद्देशीय
क्या डॉ.अविडकर
हय्यहपदी आकाश
निविड झाली.
इक ओम गर्वना
क्षी मंदिरात ज्येष्ठ
श गायकवाड
महाली झाली.
माणे पदाधिकारी
डे, उरसव अच्यस-
बाड, उपाध्यक्ष-
अविनाश बनसोडे,
हा माळशिकारे,
गावळे,
गायकवाड,
राहुल कांबळे,

मौखिक कर्करोगाच्या प्रमाणात २० टक्क्यांनी वाढ नियमित स्वच्छतेसह व्यसनापासून दूर राहणे गरजेचे

जागतिक मौखिक आरोग्य दिन विशेष

सकाळ वृत्तसेवा

सोलापूर, ता. १९ : मौखिक आरोग्य हा रोजच्या जीवनशैलीत सातत्याने दुर्लक्षित मुद्दा ठरला आहे. मौखिक स्वच्छतेकडे दुर्लक्ष व व्यसनामुळे मौखिक कर्करोगाचे प्रमाण २० ते ३० टक्क्यांनी वाढले आहे.

मौखिक स्वच्छता हा सर्वाधिक दुर्लक्षाचा विषय जीवनशैलीत आढळतो. त्यामुळे दातांची निरोगी वाढ, स्वच्छता, दोन वेळा स्वच्छता करणे, गोड व चिकट पदार्थ खाल्ल्यानंतरची स्वच्छता यासारख्या गोष्टीकडे सातत्याने दुर्लक्ष होते. तसेच लोकांना केवळ दात दुखले तरच दवाखाना आटवतो. प्रत्यक्षात मौखिक स्वच्छतेचे नियमांची माहिती घेण्याबाबतचे अज्ञान कारणीभूत ठरते.

लहानमुलांमध्ये दुधाचे दात असतात तेव्हा देखील त्याची योग्य काळजी घेतली पाहिजे.



नियमित मौखिक स्वच्छतेसोबत आयुर्वेद जेवणानंतरचे नियमित तांबुल सेवन सुचवितो. तांबुल हा नागवेल, कात, चुना, बडीशेप, लवंग व विलायची या मुखशुद्धी करणाऱ्या पदार्थापासून तयार होतो. तो पचन प्रक्रियेस मदत करतो. तसेच मौखिक आरोग्य हे कान, नाक व घसा यांच्या आरोग्याशी संबंधित असल्याचे आयुर्वेदात म्हटले आहे.

- डॉ. संजीव मुंडेवाडी, आयुर्वेदतज्ज्ञ, सोलापूर

दातांचे आजार सुरू होतात. तरुण वयात व्यसनाचे प्रमाण अधिक आहे. त्याचा परिणाम म्हणून मौखिक

प्रत्येकाने दातांच्या स्वच्छतेकडूनही काळजी घेण्यास शिकले पाहिजे. लहानपणीच मौखिक स्वच्छतेची सवय लावली तर ती कायम राहते. व्यसनाने मौखिक कर्करोगाला निर्माण झाले त्यामुळे निर्यसनी जीवनशैली असावी. नियमित स्वच्छतेच्या वेळी आपल्याला दातांचे आरोग्य कसे आहे हे समजून येते. तसेच योग्य वेळी दंतरीग तज्ञांना सल्ला घेणे आवश्यक ठरते.

- डॉ. सेजल बाहा, वरिष्ठ प्राध्यापक, पं. दीनदयाल दंत महाविद्यालय, सोलापूर

महिलांमध्ये रजोनिवृत्तीनंतर कॅल्शियमचे प्रमाण घटल्याने दातांचे त्रास दिसून येतात. सुरवातीपासून महिलांनी कुटुंबाप्रमाणे स्वतःही दूध, भाजीपाला व फळांचे नियमित सेवन करण्याची सवय लावली पाहिजे. तरुणपणी उत्तम असलेले दात नंतर कॅल्शियममुक्त आहाराचा पुरवठा न झाल्याने रजोनिवृत्तीनंतर साध देत नाहीत हे समजून तज्ञांचा सल्ला घेतला पाहिजे.

- डॉ. नेहा जोशी-तंबाके, विभागप्रमुख, पं. दीनदयाल दंत महाविद्यालय, सोलापूर

काय काळजी घ्यावी

- कोणताही खाद्यपदार्थ खाल्ल्यानंतर चूळ भरून स्वच्छता करावी
- लहान मुलांना अतिगोड व चिकट पदार्थ दिले तर चूळ भरावी
- दाताची वेदना अथवा सूज आल्यास कोमट पाण्याऐवजी बर्फाची पिशवी घरावी
- सकाळी व रात्री दोन वेळा दातावर ब्रश करून स्वच्छ करावेत
- क्षारयुक्त पाणी पिऊ नये
- तंबाखूजन्य किंवा निकोटीनयुक्त कोणत्याही पदार्थाचे व्यसन करू नये
- महिलांनी शरिरात कॅल्शियमची गरज आहारातून भागवण्यास जागरूक असावे

अधिवेशनात इतिहास ऐतिहासिक वस्तुसंग्रहाल

सोलापूर, ता. १९ : सोलापूर इतिहास संशोधन मंडळ आणि ए. आर. बुर्लाखी महिला महाविद्यालयाच्या वतीने इतिहासाचे १० वे अधिवेशन ७ रोजी निबंध सादर करण्यात आले.

या अधिवेशनाचे उद्घाटन मुख्यमंत्री अश्विनीकुमार शेंडकर सोलापूर विद्यापीठातले प्र. कुलगुरू डॉ. लक्ष्मीकांत दामा यांच्या हस्ते झाले. अध्यक्षस्थानी आमदार यशवंत माने होते. यावेळी पदराली निखण संस्थेचे उपाध्यक्ष प्रो. श्रृंनिवास कोठे, सोलापूर इतिहास संशोधन मंडळाचे अध्यक्ष प्राचार्य डॉ. सोपान जावळे, सेक्रेटरी डॉ. संजय गायकवाड, विद्यापीठ इतिहास अभ्यासक्रमाचे अध्यक्ष डॉ. विष्णू वाघमारे, प्रभारी प्राचार्य तुकाराम शिंदे, आयक्यूसी समन्वयक डॉ. अनी बॉन यांची उपस्थित होते.

प्र. कुलगुरू डॉ. लक्ष्मीकांत दामा यांनी देशाचा विकास कारवायाचा असेल तर देशातील पर्यटन क्षेत्र विकसित केले पाहिजे असे सांगितले. शिवचरित्रकार डॉ. शिवराज शेटे यांनी, महान व्यक्तींच्या गुणांप्रमाणे एक तरी गुण प्रत्येकाच्या अंगी यावा अशी अपेक्षा व्यक्त केली. पहिल्या सत्रात कोल्हापूरच्या छत्रपती शाहू महाराज राजावाल्यांचे राजे पाचार्य ली. एस



सोलापूर : बुर्लाखी

वास
समारे
वस्तु
होत
याने

भूमि
डॉ. स
टक्के
जात न
चंद्रक
आणि
देशा
सांगी
याने

The event commenced with a guest lecture by Dr. Archana Shah on cervical cancer prevention. Dr. Shah, a renowned gynecologist, spoke about the importance of regular screenings and vaccinations in preventing cervical cancer. She also emphasized the need for awareness and early detection. Students presented skit on cancer awareness. The event not only entertained but also inspired and educated the audience, reaffirming the college's commitment to gender equality and women's empowerment.

ALL ABOUT YOU-PERSONAL GROOMING

09/10/2024



GPS Map Camera

Solapur, Maharashtra, India

PR4W+V5F, Solapur, Maharashtra 413255, India

Lat 17.706962°

Long 75.844074°

09/10/23 11:46 AM GMT +05:30

Google

DRESSING AND PERSONALITY DEVELOPMENT

10/10/2024



This festive season

PANDIT DEENDAYAL UPADHYAY
DENTAL COLLEGE & HOSPITAL,
SOLAPUR

presents

ALL ABOUT YOU

Get the dream look that
you deserve



with

MRS. SONAL PANCHAL

HAIR AND MAKEUP ARTIST

PERSONAL STYLE EDIT

SELF GROOMING TIPS

HAIRSTYLING

MAKEUP



Date: 09th & 10th October 2023

Time: 9:30 onwards

Venue: lecture hall 1

**All interested can register with Dr. Priya
(Dept. of Periodontics)**

ALL ABOUT YOU

Our college organized a two-day program titled "All About You" by Mrs. Sonal Panchal, focusing on personal style, self-grooming tips, makeup, and hairstyles. The event took place on the 9th and 10th of October 2023 at 9:30 am in Lecture Hall 1.

Mrs. Sonal Panchal, a renowned expert in personal styling and grooming, conducted the program with great enthusiasm and expertise. On the first day, she delved into the importance of personal style, emphasizing the impact it has on one's confidence and self-image. She provided valuable insights into identifying one's body type, skin tone, and personality to develop a unique and authentic style.

The second day of the program focused on self-grooming tips, makeup techniques, and hairstyles. Mrs. Panchal shared practical tips on skincare routines, hair care, and hygiene practices, highlighting the significance of maintaining a good grooming regimen.

During the makeup and hairstyle session, Mrs. Panchal demonstrated various makeup looks suitable for different occasions and shared tips on selecting the right products for different skin types. She also showcased trendy hairstyles and provided guidance on choosing a hairstyle that complements one's facial features and personality.

The program was well-attended by students, faculty, and staff alike, who found the sessions informative and engaging. Mrs. Sonal Panchal's expertise and interactive approach made the program a valuable learning experience for everyone involved. Overall, the "All About You" program was a resounding success, empowering participants to enhance their personal style and grooming habits.

EXAM PREPARATION AND COMMUNICATION

01/08/2023



an interactive session was conducted on exam preparation and communication skills. This session aimed to equip students with the necessary skills to approach exams confidently and communicate effectively. Various activities and role-plays were organized to enhance students' communication abilities, focusing on both verbal and non-verbal communication.



OUTREACH ACTIVITIES

**LIST OF EXTENTION & OUT REACH ACTIVITY IN COLLABORATION WITH
SMT. MALLABAI VALYAL MEMORIAL CHARITABLE DENTAL HOSPITAL &
RESEARCH CENTRE SOLAPUR / MUHS, NASHIK / IDA SOLAPUR ACADEMIC
YEAR 2023-2024**

SR.NO	DATE	Name of activity	Organizing unit/collaborating agency	No of student's participation in such activities	No of teachers participate
1.	15/05/23	Diagnostic & treatment plan	Shree Mahatma Basveshwar Samajik Bahudeshi sanstha, Solapur	05	1
2.	27/05/23	Diagnostic & treatment plan	Grampanchayat khed, Solapur	12	1
3.	27/05/23	Diagnostic & treatment plan	Bharat Shikshan Prasark Mandal, Solapur	12	1
4.	29/05/23	Diagnostic & treatment plan	District Probation and after care association and observation home, Solapur	12	1
5.	31/05/23	Diagnostic & treatment plan	Zilha Parishad Office, Solapur	6	1
6.	31/05/23	Diagnostic & treatment plan	Suvarna Sports Academy, Solapur	9	1
7.	10/06/23	MUHS Foundation Day	NSS	50	15
8.	21/06/23	Yoga Day	PDUDC	24	10
9	01/07/23	Diagnostic & treatment plan	Sangameshwar public school Solapur	14	1

**LIST OF EXTENTION & OUT REACH ACTIVITY IN COLLABORATION WITH
SMT. MALLABAI VALYAL MEMORIAL CHARITABLE DENTAL HOSPITAL &
RESEARCH CENTRE SOLAPUR / MUHS, NASHIK / IDA SOLAPUR ACADEMIC
YEAR 2023-2024**

			Mahavidyalaya Solapur		
21	29/09/2023	Diagnostic & treatment plan	Mukund Nagar, Bhavani Peth Solapur	7	1
22	05/11/2023	Diagnostic & treatment plan	Shri Siddeshwar kanya prashala, Solapur	13	1
23	22/11/2023	Diagnostic & treatment plan	At Pandharpur for kartiki vari devotees	9	1
24	23/11/2023	Diagnostic & treatment plan	At Pandharpur for kartiki vari devotees	9	1
25	01/12/23	Diagnostic & treatment plan	Yelgurwar school, vikas nagar, Solapur	10	3
26	06/12/23	Dwarkadas kotni's day	Rotary NSS	60	14
27	09/12/23	Students Health Awareness Rally	Rotary NSS	55	5
28	26/12/23	Datta Jayanti	PDUDC	100	50
29	30/12/2023	Diagnostic & treatment plan	Shankarling high school, Valsang, Tal. Akaalkot	9	1
30	14/01/2024	Diagnostic & treatment plan	At Solapur home maidan for Siddheshwar yatra devotees	9	1

**LIST OF EXTENTION & OUT REACH ACTIVITY IN COLLABORATION WITH
SMT. MALLABAI VALYAL MEMORIAL CHARITABLE DENTAL HOSPITAL &
RESEARCH CENTRE SOLAPUR / MUHS, NASHIK / IDA SOLAPUR ACADEMIC
YEAR 2023-2024**

10	3/07/23	Diagnostic & treatment plan	Sangameshwar public school Solapur	14	1
11	22/07/23	Diagnostic & treatment plan	Ramdas narsayya ippakayal primary school Solapur	12	2
12	7/08/23 - 8/08/23	Oral hygiene day	ISP	90	15
13	08/08/2023	Diagnostic & Treatment plan	Raj memorial English school, Solapur	7	1
14	09/08/2023	Diagnostic & treatment plan	Nirmaya Arogya Dham, Solapur	6	1
15	10/08/2023	Diagnostic & treatment plan	Indian model school, Jule Solapur	12	1
16	03/08/23	Organ Donation Program	PDUDC	80	12
17	11/08/2023	Diagnostic & treatment plan	Unique English medium school Jule, Solapur	12	1
18	28/08/2023	Diagnostic & treatment plan	Tilak Smarak maidan, station road, Pandharpur	8	1
19	10/09/2023	Diagnostic & treatment plan	Police training Centre, Solapur	21	1
20	27/09/2023	Diagnostic & treatment plan	Vasundhara kala (Arts)	7	1

**LIST OF EXTENTION & OUT REACH ACTIVITY IN COLLABORATION WITH
SMT. MALLABAI VALYAL MEMORIAL CHARITABLE DENTAL HOSPITAL &
RESEARCH CENTRE SOLAPUR / MUHS, NASHIK / IDA SOLAPUR ACADEMIC
YEAR 2023-2024**

31	15/01/2024	Diagnostic & treatment plan	At Solapur home maidan for Siddheshwar yatra devotees	9	1
32	16/01/2024	Diagnostic & treatment plan	At Solapur home maidan for Siddheshwar yatra devotees	9	1
33	18/01/2024	Diagnostic & treatment plan	Boys and girls remand home, north Sadar bazar Solapur	3	1
34	31/01/2024	Diagnostic & treatment plan	Backward class girls' hostel, railway line, near Wadia hospital, Solapur	4	1
35	4/02/24	Home Maidan Swachhata Abhiyaan	NSS	50	5
36	05/02/2024	Diagnostic & treatment plan	Sharad Chandra Pawar high school	11	1
37	18/02/24	R.C.S smart duo interschool quiz competition	ISP	200	20
38	21/02/24	Periodontist Day Celebration	ISP	200	20

**LIST OF EXTENTION & OUT REACH ACTIVITY IN COLLABORATION WITH
SMT. MALLABAI VALYAL MEMORIAL CHARITABLE DENTAL HOSPITAL &
RESEARCH CENTRE SOLAPUR / MUHS, NASHIK / IDA SOLAPUR ACADEMIC
YEAR 2023-2024**

39.	27/02/2024	Diagnostic & treatment plan	Sangameshwar college, Solapur	4	1
40	28/02/2024	Diagnostic & treatment plan	Nagesh karajagi orchid school Solapur	11	1
41	29/02/2024	Diagnostic & treatment plan	Nagesh karajagi orchid school Solapur	11	1
42.	05/03/2024	Diagnostic & treatment plan	Orchid School, Solapur	10	1
43	14/03/24-15/03/24	Gender Sensitization Program	NSS	65	15
44	21/03/2024	Diagnostic & treatment plan	J.R Chandak school & Jr. college	18	1
45	24/04/2024	Diagnostic & treatment plan	Shri Siddheshwari Montessori School, Solapur	14	2
46	26/04/24	Voter's Day	Sakal newspaper	85	10
47	17/05/2024	Diagnostic & treatment plan	Anand Textile, MIDC, Solapur	12	2
48	10/06/23	Tree Plantation	NSS	15	5
49	28/06/2024	Diagnostic & treatment plan	Rupam Textile, MIDC, Solapur	14	2
50	16/07/2024 - 18/07/2024	Diagnostic & treatment plan	Teen rasta, Pandharpur for Aashadhi	08	1

**LIST OF EXTENTION & OUT REACH ACTIVITY IN COLLABORATION WITH
SMT. MALLABAI VALYAL MEMORIAL CHARITABLE DENTAL HOSPITAL &
RESEARCH CENTRE SOLAPUR / MUHS, NASHIK / IDA SOLAPUR ACADEMIC
YEAR 2023-2024**

			Ekadashi wari devotees		
51.	24/07/2024 – 25/07/2024	Diagnostic & treatment plan	Bharti Vidyapeeth Bal Vikas Mandir Primary School	13	1
52	12/08/2024	Diagnostic & treatment plan	Unique English Medium School	13	2
53	11/09/2024	Diagnostic & treatment plan	P P Patel Foundation Health Camp, Solapur	4	1
54	19/09/2024	Diagnostic & treatment plan	Rotary club of health camp, Solapur	3	1









CULTURAL AND SPORTS ACTIVITIES

GLIMPSES OF TRADITION NAAC CULTURAL EVENTS



CULTURAL EVENTS 2023-24











ENVIRONMENT AND SUSTAINABILITY

BIOMEDICAL WASTE MANAGEMENT



27/11/2023



SWACCHATA ABHIYAN



04/02/2024



TREE PLANTATION



10/06/2023





FESTIVALS AND DAY CELEBRATION

MUHS DAY



10/06/23



INDEPENDENCE DAY



15/08/23



PANDIT DEENDAYAL UPADHAYAY JAYANTI



25/09/23



DWARKADAS KOTNIS JAYANTI AND LECTURE



07/12/23



DATTA JAYANTI CELEBRATION



26/12/2023



INSTALLATION CEREMONY OF ROTRACT CLUB




15/03/2024



DIWALI



11/11/2023



SHREE GOPINATH MUNDE JAYANTI



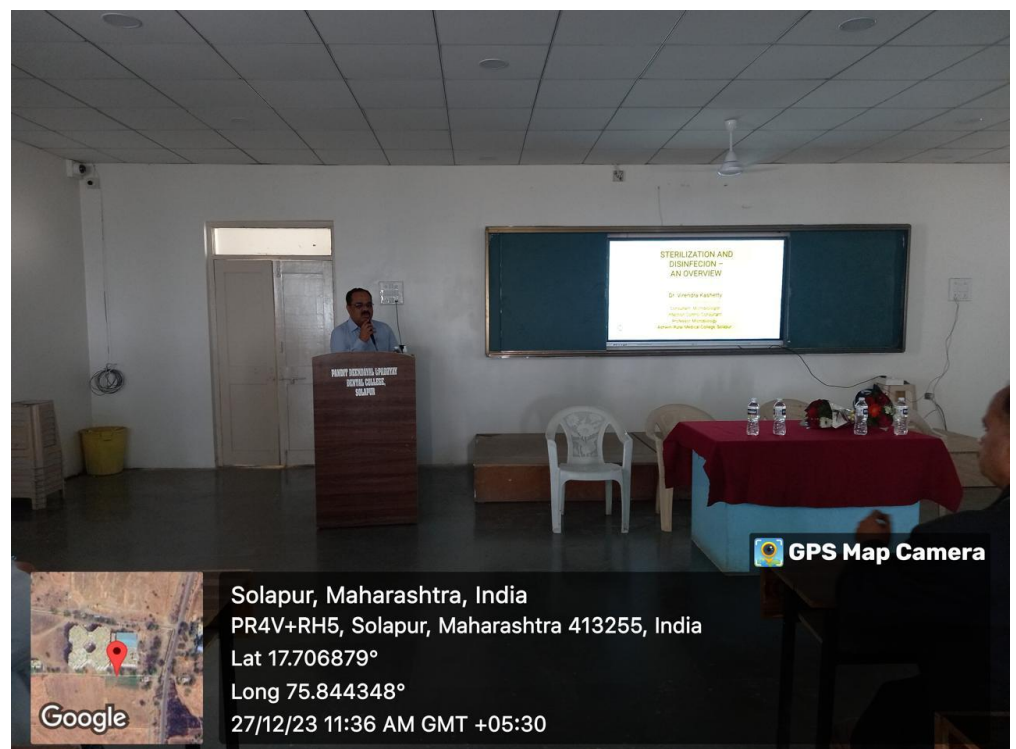
12/12/2023



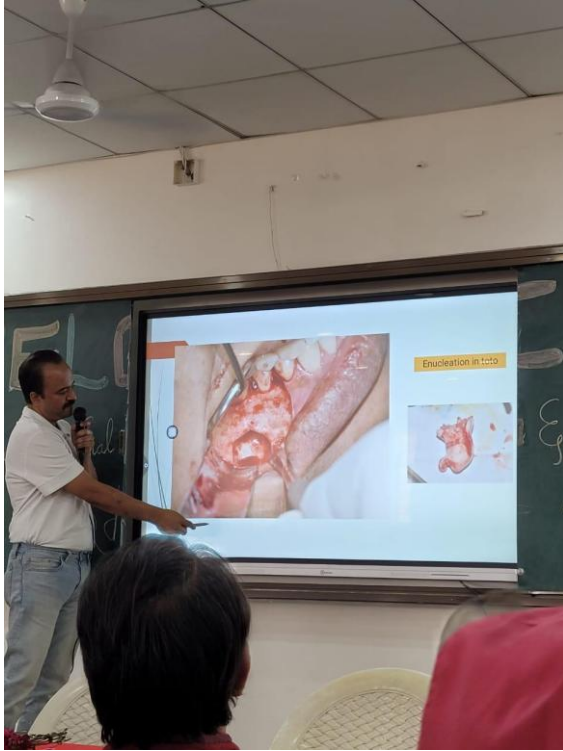
STERILIZATION & DISINFECTION AN OVERVIEW



27/12/23-28/12/23



ORAL SURGERY DAY



11/2/24- 13/2/24



NATIONAL DENTIST DAY

06/03/2024



ORAL PATHOLOGY DAY



12/03/24- 13/03/24



YOGA DAY



21/06/2024





SOCAIL AWARENESS EVENTS

BLOOD DONATION DRIVE



26/08/2024



ORAL HYGIENE AWARENESS DRIVE



07/08/2023



TOBACCO CESSATION



26/08/2024




AWARENESS ON HAND HYGIENE



27/12/2023



ANTI-RAGGING AWARENESS



01/11/2023



VOTERS AWARENESS DRIVE



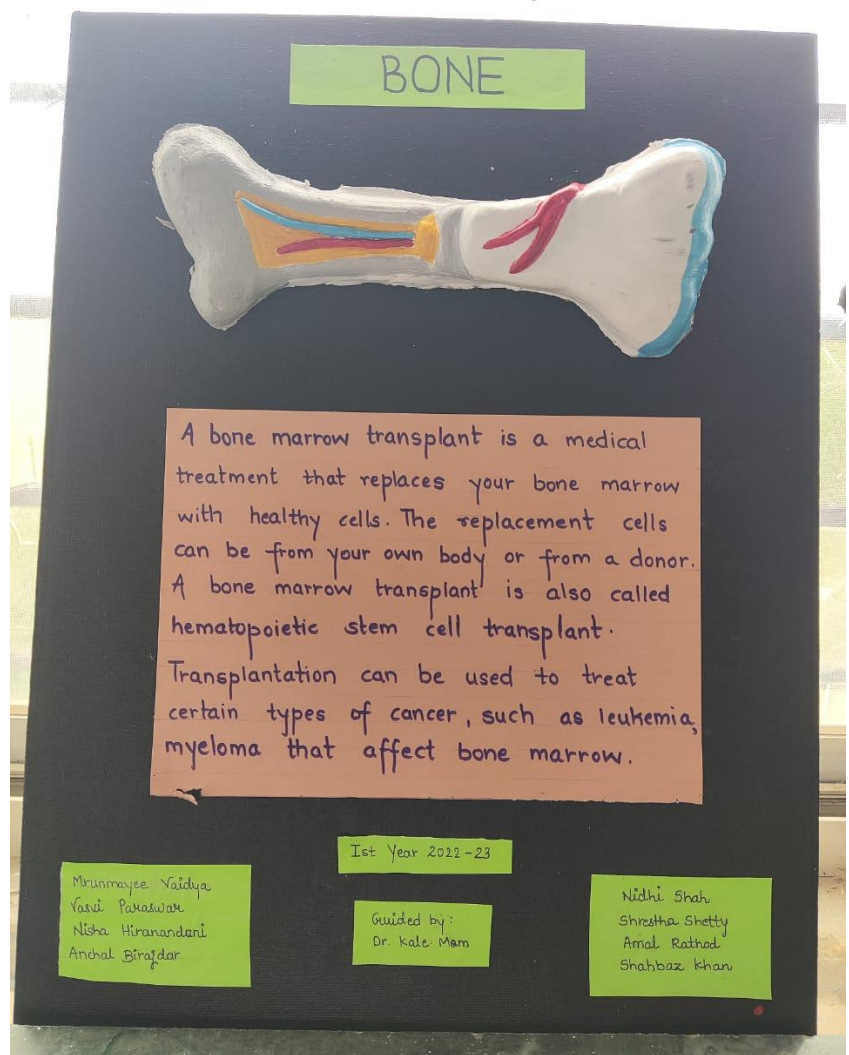
25/04/2024



ORGAN DONATION PROGRAM



03/07/2023





**WORLD
ORGAN
DONATION
2023**

PDU DENTAL COLLEGE'S

Department of Anatomy Welcomes You

**WORLD ORGAN
DONATION DAY**

**जागतिक अवयवदान
दिन**

**उद्घाटन आणि प्रदर्शन - अॅनाटॉमी विभाग
दिवस : ३ जुलै सकाळी ११ वा**

**पोस्टर आणि अवयवदान प्रदर्शन अॅनाटॉमी विभागात
आयोजित केलेले आहे**

DWARKANATH KOTNIS DAY LECTURE AND RALLY ON HUMAN VALUES



09/12/2023



STREE SHAKTI



14/03/2024



EVENT ON SUCCESSFUL LANDING OF CHANDRAYAAN 3 TO SPREAD AWARENESS ABOUT THE SPACE PROGRAM



23/08/2023



MAHA AROGYA SHIBIR-KARTIK



22/11/2023



CONVOCAATION



The Way to
progress is
**“Neither swift
nor easy, it is an
ever-
lengthening,
ever-ascending,
ever-improving
path.”**